

**TOWN CODE: CHAPTER 274**

**TOWN OF HUDSON**

**WATER UTILITY**

**Rules and Regulations**

Public Hearing: 7/28/2020

Recommended by MUC

Approved by BOS 7/28/2020

**TOWN CODE: CHAPTER 274**

**TOWN OF HUDSON**

**WATER UTILITY**

**Rules and Regulations**

**Table of Contents**

+

<b>SECTION I. AUTHORITY</b>	<b>Page 5</b>
<b>SECTION II. DEFINITIONS</b>	<b>Page 6</b>
<b>SECTION III. ADMINISTRATION</b>	<b>Page 10</b>
<b>A. SERVICE AGREEMENT</b>	<b>Page 10</b>
<b>B. METERS</b>	<b>Page 10</b>
<b>C. SERVICE LINES</b>	<b>Page 11</b>
<b>D. NON-LIABILITY</b>	<b>Page 14</b>
<b>E. TAMPERING</b>	<b>Page 15</b>
<b>F. CROSS-CONNECTION CONTROL</b>	<b>Page 15</b>
<b>G. PAYMENT FOR SERVICES</b>	<b>Page 19</b>
<b>H. HYDRANTS</b>	<b>Page 22</b>

<b>I. PRIVATE FIRE SERVICE</b>	<b>Page 23</b>
<b>J. DISCONTINUANCE OF WATER SERVICE</b>	<b>Page 24</b>
<b>K. RENEWAL OF WATER SERVICE AFTER DISCONTINUANCE</b>	<b>Page 25</b>
<b>L. CONSERVATION OF WATER – RESTRICTIONS</b>	<b>Page 26</b>
<b>M. CONDOMINIUM</b>	<b>Page 26</b>
<b>SECTION IV. WATERMAIN EXTENSIONS</b>	<b>Page 26</b>
<b>A. GENERAL</b>	<b>Page 26</b>
<b>B. COSTS FOR WORK</b>	<b>Page 26</b>
<b>C. SPECIFIC REQUIREMENTS</b>	<b>Page 27</b>
<b>D. LOCATION OF WATER EXTENSIONS (ACCESSABILITY)</b>	<b>Page 27</b>
<b>E. R.O.W.'S &amp; EASEMENTS</b>	<b>Page 27</b>
<b>SECTION V. BOOSTER STATIONS &amp; HIGH SERVICE AREAS</b>	<b>Page 28</b>
<b>A. GENERAL</b>	<b>Page 28</b>
<b>B. BOOSTER STATIONS</b>	<b>Page 28</b>
<b>C. BOOSTER PUMPS &amp; PRESSURE REDUCING DEVICES</b>	<b>Page 28</b>
<b>SECTION VI. JUDICIAL ENFORCEMENT REMEDIES</b>	<b>Page 28</b>
<b>A. INJUNCTIVE RELIEF</b>	<b>Page 28</b>
<b>B. CIVIL PENALTIES</b>	<b>Page 28</b>
<b>C. CRIMINAL PROSECUTION</b>	<b>Page 29</b>
<b>D. NONEXCLUSIVE REMEDIES</b>	<b>Page 29</b>

<b>SECTION VII. SEVERABILITY</b>	<b>Page 29</b>
<b>SECTION VIII. CONSTRUCTION OF WATER MAINS AND SERVICE LINES</b>	<b>Page 29</b>
<b>SECTION IX. OUTDOOR WATER BAN</b>	<b>Page 32</b>
<b>SECTION X. EFFECTIVE DATE</b>	<b>Page 35</b>
<b>EXHIBIT 1 – ORDINANCE 04-03 &amp; 04-05</b>	
<b>EXHIBIT 2 – SCHEDULE OF RATES &amp; FEES</b>	
<b>EXHIBIT 3 – WATER SERVICE APPLICATION (Residential)</b>	
<b>EXHIBIT 4 – WATER SERVICE APPLICATION (Non-residential)</b>	
<b>EXHIBIT 5 – ABATEMENT FORM</b>	
<b>EXHIBIT 6 – POLICIES AND PROCEDURE FOR PUBLIC AND PRIVATE FIRE HYDRANTS</b>	
<b>EXHIBIT 7 – DRAINLAYER’S LICENSE APPLICATION</b>	
<b>EXHIBIT 8 – TEMPORARY WATER METER PERMIT APPLICATION</b>	
<b>EXHIBIT 9 – TYPICAL WATER DETAILS</b>	
<b>EXHIBIT 10 – WATERLINE EXTENSION FORM</b>	
<b>EXHIBIT 11 – WATERLINE ACCEPTANCE PROCEDURE</b>	
<b>EXHIBIT 12 – NOTICE OF WATER ACCEPTANCE APPLICATION</b>	
<b>EXHIBIT 13 – HOLD HARMLESS AGREEMENT</b>	
<b>EXHIBIT 14 – WATER EASEMENT DEED TEMPLATE</b>	
<b>EXHIBIT 15 – ANNUAL NOTIFICATION</b>	
<b>EXHIBIT 16 – WATER BAN VIOLATION FORM</b>	

**TOWN CODE: CHAPTER 274**  
**TOWN OF HUDSON WATER**  
**UTILITY**  
**Rules and Regulations**

**I. AUTHORITY:**

- A. Whereas RSA 38:4 authorizes the town to establish ownership of a water system through the annual or a Special Town Meeting, and;
- B. Whereas the Town on January 13, 1998 did hold a Special Town Meeting through which the acquisition of the Water System from Consumers New Hampshire Water Company was approved by a greater than 2/3 majority, and;
- C. Whereas, NH RSA 38:26 (1) authorizes a municipality through its Board of Selectmen to adopt such ordinances and bylaws relating to the water system or structures as required for proper maintenance and operation, which includes the authority to create a Water Utility Committee with duties prescribed by the Board of Selectmen, and;
- D. Whereas on September 13, 2004 the Board of Selectmen adopted Ordinance 04-03 & 04-05, which establishes a Water Utility Committee (WUC). On May 8<sup>th</sup>, 2013 Sewer and Water Utility Committees were consolidated into a single Municipality Utility Committee, Exhibit I.
  - 1. The MUC consists of five full members:
    - a. Four of whom reside in Town and who reside at dwellings either serviced by the sewer/water system or within sewer districts established by the Town, or own real estate which is serviced by the sewer/water system or situated in a sewer district.
    - b. One of whom resides in Town and may reside in a dwelling or an area not serviced by the sewer.
    - c. A Selectmen may be appointed as liaison but not as a voting member.
    - d. The MUC may also have an alternate member who shall meet the qualifications described in a. above.
  - 2. Appointments:

- a. Are made by the Selectmen. Each appointment is for a three-year period. Terms of office are set up on a staggered basis.
  3. Responsibilities:
    - a. Establish and oversee policies and procedures for the Sewer and Water Utility.
    - b. Process, review and make recommendation to Board of Selectmen relative to:
      - Annual budget
      - Abatements
      - Use of sewer/water capital assessment accounts
      - Sewer and water rate.
    - c. Oversee and review:
      - Records of billings, income and expenditures, at least quarterly
      - Information appearing on sewer and water utility bills
      - Formats of forms being used by Sewer and Water Utility.
    - d. General oversight of sewer and water utility operations.
  4. Public meetings held at least once per month. Notice of meetings must contain date, time and meeting place.
  5. Ultimate responsibility and authority for the sewer and water utility resides with Board of Selectmen.
- E. Therefore, these rules and regulations are adopted on this \_\_\_\_\_ day of 2020 by the Board of Selectmen for the Hudson Water Utility.

## II. DEFINITIONS:

Abatement: A reduction or elimination of a continuing charge.

Air Gap: The unobstructed vertical distance through the free atmosphere between the lowest opening from any pipe or faucet supplying water to a tank, plumbing fixture, or other device and the flood rim of said vessel.

Auxiliary Water Supply: Any water supply on or available to the premises other than the approved public potable water supply.

AWWA: American Water Works Association.

Backflow: The flow of water or other liquids, mixtures or substances under pressure into the distributing pipes of a potable water supply system from any source or sources other than its intended source.

Backflow Prevention Device: A device or means designed to prevent backflow or siphonage.

Back-Siphonage: The flow of water or other liquids, mixtures or substances into the distributing pipes of a potable water supply system from any source other than its intended source caused by the sudden reduction of pressure in the potable water supply system.

Customer: The word “customer” where used herein shall mean the person or entity actually using the water, whether owner, tenant, lessee, assignee or other.

Containment: The installation of any approved backflow prevention device at the water service connection to any customer’s premises, or the installation of an approved backflow prevention device on the service line leading to and supplying a portion of a customer’s water system where there are actual or potential cross-connections which cannot be effectively eliminated or controlled at the point of cross-connection.

Corporation Stop: The sole purpose of a corporation stop is to allow for the installation of a new water service line without interrupting water main pressure.

Contamination: An impairment of the quality of the potable water by sewage, industrial fluids or waste liquids, compounds or other materials to a degree which creates an actual hazard to the public health through poisoning or through the spread of disease.

Cross-Connection: Any physical connection or arrangement of piping or fixtures between two otherwise separate piping systems one of which contains potable

water and the other potentially non-potable water or fluids of questionable safety, through which, or because of which, back-flow or back-siphonage may occur into the potable water system.

Cross-Connection Controlled: A connection between a potable water system and a non-potable water system with an approved backflow prevention device properly installed that will continuously afford the protection commensurate with the degree of hazard.

Curb Stop: This is typically the first (and only) valve installed downstream from the corporation stop, and the only valve designed to control flow of water to a building.

Licensed Drainlayer: Anyone who is required to work on water mains and/or water service lines in a public or private right of way connecting to the Town of Hudson Water Utility and has obtained a license with the Town.

Double Check Valve Assembly: An assembly of two independently operating approved check valves with tightly closing shut-off valves on each side of the check valves, plus properly located test cocks for the testing of each check valve.

Health Hazard: The term is derived from an evaluation of the potential risk to public health and the adverse effect of the hazard upon the potable water system.

Health Hazard (High Hazard): Any condition, device, or practice in the water supply system and its operation, which could create, or, in the judgment of the Hudson Water Utility, may create a danger to the health or wellbeing of the customer.

Hydrant: A private or public fixture in a public or private street with at least a nozzle.

Hudson Water Utility: The Town of Hudson Water Utility or its authorized agent(s) as directed by the Hudson Board of Selectmen who are the Water Commissioners.

Industrial Fluids System: Any system containing a fluid or solution which may be chemically, biologically or otherwise contaminated or polluted in a form or concentration such as would constitute a health, system, polytonal or plumbing hazard if introduced into an approved water supply.

Main: The pipe owned by the Hudson Water Utility, in a public right-of-way or easement used to convey water from one point in the water distribution system to another.

Municipality Utility Committee: The advisory Committee of the Water and



Sewer Utility, consisting of five members.

Occupant: One who has certain legal rights to or control over the premises occupied. These are further defined as non-owner occupant and owner.

Plumbing Hazard (High Hazard): A plumbing type cross-connection in a consumer's potable water system that has not been properly protected by a vacuum breaker, air-gap separation, or backflow prevention device. Unprotected plumbing types cross-connections are considered to be a health hazard.

Pollution: Means the presence of any foreign substance (organic, inorganic, or biological) in water which tends to degrade its quality so as to constitute a hazard or impair the usefulness or quality of the water to a degree which does not create an actual hazard to the public health but which does adversely and unreasonably affect such waters for domestic use.

Pollutional Hazard (Low Hazard): An actual or potential threat to the physical properties of the water system or to the potability of the public or the consumer's potable water system but which would constitute a nuisance or be aesthetically objectionable or could cause damage to the system or its appurtenances, but would not be dangerous to health.

Pressure Vacuum Breaker: A device containing one or two independently operating loaded check valves and an independently operating loaded air inlet valve located on the discharge side of the check or checks.

Reduced Pressure Backflow Device: An assembly of two independently operating approved check valves with an automatically operating differential relief valve between the two check valves, tightly closing shut-off valves on either side of the check valves, plus properly located test cocks for the testing of the check and relief valves.

Service Agreement: A legally enforceable contract between the Hudson Water Utility and the (owner, consumer, customer) in which the Hudson Water Utility agrees to provide certain services or products to the (owner, consumer, customer) in exchange for the payment of certain fees.

Service Area: The geographical area incorporated as the Town of Hudson, NH.

Service Line: A pipe and appurtenances used to convey water from a main to a customer. The service line ends at the customer's side of the meter.

Service: A service is a separate account consisting of a household of one or more people, stores, garages, laundries, or in the opinion of the Hudson Water Utility whatever constitutes a service.

Shall: Mandatory

Town: The Town of Hudson, New Hampshire.

Water, Potable: Water from a source, which has been approved for human consumption.

Water, Non-potable: Water that may not be safe for human consumption or which is from a questionable source.

### III. ADMINISTRATION:

#### A. SERVICE AGREEMENT:

- A. The amount of all fees and rates are listed in Exhibit #2 - Schedule of Rates and Fees of the Hudson Water Utility and is part of these Rules and Regulations.
- B. No customer or owner shall use, or cause to be used, any water from the distribution system operated by the Hudson Water Utility without a Water Service Permit application approved by the Hudson Water Utility or its authorized agent.
- C. An application for Water Service Permit shall be made, in writing, by either the owner, occupant, or a Licensed Drainlayer contractor. If the rendering of service requires the non-owner occupant of the premises to install a new service pipe, the owner of the premises must cosign the application. Whether or not a signed application is made by the customer and accepted by the Hudson Water Utility, the rendering of service by the Hudson Water Utility and its use by the customer shall be deemed a contract between the parties and subject to all ordinances and regulations of the Hudson Water Utility. If application is made by an agent for the customer, a copy of the agent's authorization by the customer shall be filed with the application:

Exhibit # 3 Water service application (residential).

Exhibit # 4 Water service application (non-residential).

#### B. METERS:

- 1. Use of Meters – All water services shall be metered, except service used only for fire protection, although such services may be metered at the Hudson Water Utility discretion and at the customer's expense.
- 2. Size of Meter – The size of the meter shall be determined by the HUDSON WATER UTILITY, using AWWA Manual Sizing Water Service Lines and Meters (M 22).

3. Meter Setting – The customer shall provide a clean, dry, warm and accessible place for the installation of the meter, as near as possible to the point of entrance of the service pipe within the building. The meter horn will be the responsibility of the customer. This will be installed with a shut-off valve at each end by a licensed plumber (or the customer where allowed by Town building code). The meter will be installed by the Hudson Water Utility. The expense of the installation shall be borne by the customer with materials approved by the Hudson Water Utility. The meter horn and fittings must be satisfactorily inspected by the Hudson Water Utility at the time the meter is installed.
4. Meter Boxes – When it is necessary to locate the meter in an underground box or vault, the customer shall bear the expense of same. Any location or relocation of such underground box or vault shall be at the customer's expense. Use of an underground box or vault must be approved by the Hudson Water Utility.
5. Repairs – Meter repairs or replacements necessitated by ordinary wear will be done and paid for by the Hudson Water Utility; those caused by freezing, hot water or by other acts or omissions not under the control of the Hudson Water Utility shall be completed by the Hudson Water Utility and paid for by the customer.
6. Auxiliary Meters – If additional or auxiliary meters are desired by the customer for showing sub-division of the supply or for site construction they shall be furnished, installed and maintained at the customer's expense. Auxiliary meters shall not be connected through a fire hydrant. Water charges cannot by lease, contract, agreement or otherwise be transferred by a customer to any person, firm, cooperative, corporation, partnership or tenant for the purpose of relieving the customer for payment of water charges.
7. Non-Registering Meters – If a meter is found which does not register, the bill for the entire period of non-registration since the last known valid reading, shall be based upon information recorded prior to or subsequent to the period of non-registration, and any other pertinent information supplied by the customer or known to the Hudson Water Utility.
8. Testing – Meters shall be tested before installation by the Hudson Water Utility. Thereafter, all meters will be tested as determined necessary by the Hudson Water Utility. No meter will be permitted to remain in service if the error registration exceeds 3%. Meters will be tested at the request of a customer and shall require a deposit equal to the cost of the meter test. If the meter is found outside of the acceptable limits the deposit shall be refunded to the customer and the cost for the last billing period adjusted in proportion to the error in registration of the meter.

9. Replacement of Frozen Meters – Replacement of frozen meters shall result in the customer being charged such costs as the Hudson Water Utility incurs in replacing the meter.
10. Meters, remote readers and seals: These items shall not be removed except by or under the supervision of the Hudson Water Utility personnel. Only Hudson Water Utility authorized personnel may remove or replace seals, which if broken may indicate the meter, has been tampered with.
11. The Hudson Water Utility is not responsible for leaks past the curb stop. Water passing through a meter is considered to be consumed.
12. No person is allowed to furnish water to another person, family or business without the consent of the Hudson Water Utility. Any person violating this rule may be charged a full rate for each violation plus appropriate fee.
13. No alteration shall be made to any service or equipment under the authority of the Hudson Water Utility, except by authorized agents of the Hudson Water Utility. No plumber, consumer, or other person not authorized by the Hudson Water Utility shall attempt to shut off the supply of water at the curb stop without the express consent of the Hudson Water Utility.
14. Rights of Access: Agents or representatives of the Hudson Water Utility may enter the premises of customer at all reasonable times for the purpose of examining pipes, fixtures, or attachments. They may enter at all reasonable times to read or inspect meter(s).

C. SERVICE LINES:

1. Installation, Ownership and Maintenance – All service lines, including corporation stop, pipe to the curb stop and box, shall be owned and maintained by the Hudson Water Utility. These shall be installed at the expense of the customer unless otherwise agreed to by the Hudson Water Utility. From the curb-stop to the meter horn within the premises served, the service lines shall be installed, owned and maintained by the owner. All installations shall be inspected by the Hudson Water Utility. All installation work shall be done by a Licensed Drainlayer.

For residential units, the installation of the water shut off (curb stop) within the area of the driveway or within any paved surface is strictly prohibited.

For all future services, the lines shall be type K copper or Hudson Water

Utility approved equal and sized as provided by the AWWA Manual, Sizing Water Service and Meters (M22), but in no case less than 1 inch nominal diameter.

For new installations, or re-installations of service lines, only one unit shall be supplied through one service line. Where more than one unit (existing) is supplied through one service line and under control of one curb-stop, any violation of the rules of the Hudson Water Utility by any of the customers or consumers so supplied shall be deemed a violation by all, and the Hudson Water Utility may take such action as could be taken against a single customer, or consumer, except that such action shall not be taken until the customer(s) who is not in violation of the Hudson Water Utility rules has been given reasonable opportunity to attach said service pipe to a separately controlled service line, at said customer's expense.

All piping shall be below frost level or otherwise protected from freezing and shall be so arranged as to permit draining whenever necessary.

2. Right to shut off water: The Hudson Water Utility may, at any time, shut off water for the purpose of making repairs or changing its piping system or for any other necessary purpose; it may also shut off water upon the failure of the customer to observe its rules and regulations. The Hudson Water Utility shall not be liable for any damage caused by so doing nor for any variation in pressure from any cause, nor shall any customer be entitled to any discount or rebate for reason thereof. It is understood, however, that wherever practicable, the Hudson Water Utility shall give the customers notice of its intentions to shut off water. The Hudson Water Utility further reserves the right to restrict the use of water whenever the public emergency requires.
3. Joint Use of Service Pipe Trench – No service pipes shall be laid in the same trench with a gas pipe, sewer pipe or any other facility of a municipal or public utility, nor within five (5) feet of any open excavation or vault. Sewer pipes shall have a minimum horizontal separation of 10-feet. If it is not possible to maintain the required 10-feet of separation, the water service line shall be placed as far from the sewer line as possible and a minimum of 18 inches above the sewer line. Gas pipes shall have a minimum horizontal separation of 5-feet.
4. Temporary Service Connection – Temporary service is one installed to any building or trailer not placed on a permanent foundation, to a construction site or for any other temporary use. The entire cost of installation from the nearest available main, and maintenance of the service including any trench backfill or patch, shall be at the customer's expense. Application for temporary water service shall be in accordance with Section III.A of these regulations. No fire hydrant shall be used for temporary service connection.

5. Thawing – When it becomes necessary to thaw a frozen service pipe the Hudson Water Utility will do so at the customer’s expense. If the location of the freeze is within the Hudson Water Utility owned portion of the service said expense will be credited to the customer. The Hudson Water Utility will have no responsibility for any consequential damage as a result of attempting to thaw such pipe.
6. Winter Construction – Ordinarily, no new service pipes or extensions of mains will be installed during winter conditions (when frost is in the ground) unless the customer agrees to defray all extra expense occasioned by such installation. Winter installation is subject to approval by the Hudson Water Utility.
7. Maintenance of Plumbing – Customers shall maintain at their own expense the service pipe, plumbing and fixtures within their own premises in good repair, free from leaks and protected from freezing. Failure to do so may result in termination of service. Any relocation of the service pipe on a customer’s premises shall be at the customer’s expense, and in no event shall the Hudson Water Utility be responsible for any damages resulting there from. Relocations shall be inspected and approved by the Hudson Water Utility.
8. Hot water tanks & furnaces – All customers having direct pressure hot water tanks and furnaces or appliances shall place proper automatic vacuum and relief valves in the pipe system to prevent any damage to such tanks or appliances should it become necessary to shut off the water on the street mains or service pipe. Service will be provided to such direct pressure installations only at the customer’s risk and in no case will the Hudson Water Utility be liable for any damage occasioned thereby.

D. NON-LIABILITY:

1. The Hudson Water Utility does not guarantee the consumer a full volume of water or the required pressure necessary to effectively operate sprinkler system or other appliances, or equipment the same being subject to all the variable conditions that may take place in the use of water from the main.
2. No consumer shall be entitled to damages, or to have payment refunded, for any interruption of supply occasioned either by accident to any portion of the works, or by shutting off of water for any purpose, or by the stoppage or shortage of supply due to causes beyond the control of the Hudson Water Utility, including without limitation thereof, drought, earthquake, fire or flood, or other natural disaster.
3. The Hudson Water Utility will not be responsible for damages caused by dirty water resulting from the opening or closing of any gate, the use of

any hydrant, the breaking of any pipe, water main flushing, or any other cause due to operation of the water system.

4. The Hudson Water Utility assumes no liability for conditions, which exist in consumer's pipes and cause trouble coincident to or following the repairs of any main pipe, service pipe, meter, or other appliance belonging to the Hudson Water Utility.
5. The Hudson Water Utility reserves the right at any time without notice to shut off the water in the main for the purpose of making repairs, extensions or for other necessary purposes. Persons having boilers or other appliances on the premises depending on the pressure in the pipes to keep them supplied with water are hereby cautioned against danger from these sources, and are required to provide at their own expense, suitable safety appliances to protect themselves against such danger. In any event, it is expressly stipulated that the Hudson Water Utility will not be liable for any damage resulting from water having been shut off, either through accident or necessity, but shall only be liable for injury or damage resulting from a failure to use reasonable care during such shut off.

E. TAMPERING:

All curb stops, valves, hydrants, meters, mains, services, etc., which are the property of the Hudson Water Utility, shall not be opened, or closed, or tampered with in any way by any person other than an authorized employee of the Hudson Water Utility or person authorized by the Hudson Water Utility. Anyone violating this provision shall be charged and shall pay all costs incurred in rectifying the tampering and any and all other damages resulting there from.

F. CROSS-CONNECTION CONTROL:

1. Under Public Law 93-523, the Safe Drinking Water Act of 1974, and New Hampshire State Regulations Hudson Water Utility has the primary responsibility for preventing water from unapproved sources, or any other substances, from entering the public potable water system.
2. Purpose: The purpose of this cross connection regulation is:
  - a) To protect the public potable water supply of the area served by the Hudson Water Utility from the possibility of contamination or pollution which could backflow or back-siphon into the public water supply system; and
  - b) To promote the elimination or control of existing cross-

connections, actual or potential, between its customer's in-plant potable water system(s) and non-potable systems, plumbing fixtures and industrial piping systems; and

- c) To provide for the maintenance of a continuing program of cross-connection control which will systematically and effectively prevent the contamination or pollution of all potable water systems by cross-connection.

3. Responsibility:

The Hudson Water Utility shall be responsible for the protection of the public potable water distribution system from contamination or pollution due to the backflow or back-siphonage of contaminants or pollutants through the water service connection. If, in the judgment of the Hudson Water Utility, an approved backflow prevention device is required, the Hudson Water Utility shall give notice to said customer to install such an approved backflow prevention device at each service connection to his premises. The customer shall, within five (5) business days, install such approved device or devices at their own expense. Failure, refusal or inability on the part of the customer to install said device or devices within five business days shall constitute grounds for discontinuing water service to the premises until such device or devices have been properly installed.

4. Water System:

- a) The water system is considered to be made up of two parts: The Hudson Water Utility system and the customer's system.
- b) The Hudson Water Utility system shall consist of the source facilities and the distribution system; and shall include all those facilities of the water system under the complete control of the utility, up to and including the curb stop.
- c) The customers system shall include those parts of the facilities beyond the curb stop which are utilized in conveying delivered domestic water to points of use, except the meter and remote reader which shall remain the property of the Hudson Water Utility.

5. Policy:

- a) No water service connection to any premises shall be installed or maintained by the Hudson Water Utility unless the water supply is protected as required by New Hampshire State Law and this Regulation.



- b) No cross connection between the water system and any potable or non-potable supply shall be allowed unless protected by a system designed for this purpose. Design and installation will be at the customer's expense. Any such connection must be approved by the Hudson Water Utility.
- c) No connection capable of causing back-flow between the water supply system and any plumbing fixture, device, or appliance or between any waste outlet or pipe having direct connection to waste drains will be permitted. If the Hudson Water Utility discovers such a connection, service will be discontinued immediately.
- d) An approved protective device shall be installed, at the customer's expense, wherever an approved cross-connection of water systems exists and/or where, in the opinion of the Hudson Water Utility, a potential threat to the potability of the water system can be shown to exist.
- e) No interconnection with other systems or wells shall be made.
- f) Service of water to any premises shall be discontinued immediately by the Hudson Water Utility if a Backflow Prevention Device required by this Regulation is not installed, tested and maintained, or if it is found that a Backflow Prevention Device has been removed, bypassed, or if an unprotected cross-connection exists on the premises. Service will not be restored until such conditions or defects are corrected.
- g) The system must be open for inspection at all reasonable times to authorized representatives of the Hudson Water Utility to determine whether cross-connections or other structural or sanitary hazards, including violations of this regulation exist. When such a condition becomes known, the Hudson Water Utility may deny or immediately discontinue service to the premises by providing for a physical break in the service line until the customer has corrected the condition(s) in conformance with all statutes and regulations relating to plumbing and water supplies and the Regulations adopted pursuant thereto. All expenses relating to the disconnection and reconnection shall be at the customer's expense.
- h) An approved Backflow Prevention Device where required shall be installed at the customer's expense on each service line to a customer's water system at or near the property line or immediately inside the building being served; but, in all cases, before the first branch line leading off the service line.

- i) The type of protective device required under these rules and regulations should depend upon the degree of hazard, which exist as follows:
  - 1) Where there are “uncontrolled” cross-connections, either actual or potential, the public water system shall be protected by an approved air-gap separation or an approved reduced pressure principal backflow prevention device.
  - 2) Where there is water or substance that would be objectionable but not hazardous to health, if introduced into the public water system, the public water system shall be protected by an approved double check valve assembly.
  - 3) In the case of any premises where, because of security requirements or other prohibitions or restrictions, it is impossible or impractical to make a complete implant cross-connections survey, the public water system shall be protected against backflow or back-siphonage from the premises by the installation of a Backflow Prevention Device in the service line. In this case, maximum protection will be required; that is, an approved air-gap separation or an approved reduced pressure principal Backflow Prevention Device shall be installed in each service to the premises.
  
- j) Any Backflow Prevention Device required herein shall be of a model and size approved by the Hudson Water Utility. The term “approved Backflow Prevention Device” shall mean a device that is approved and acceptable to the New Hampshire Department of Environmental Services.
  
- k) It shall be the duty of the customer at any premise where Backflow Prevention Devices are installed to have certified inspections and operational tests made at least once per year as required under these Regulations.

In those instances where the Hudson Water Utility deems the hazard to be great enough they may require certified inspections at more frequent intervals. These inspections and tests shall be at the expense of the customer and shall be performed by the Hudson Water Utility's personnel or by a certified tester approved by the Hudson Water Utility and approved by the State of New Hampshire. These devices shall be repaired, overhauled, or replaced whenever said devices are found to be defective.

- l) All industrial, commercial and agricultural establishments attached to the water system will be required to install at the service entrance and immediately downstream of the meter a Reduced Pressure Backflow Device.
- m) All decisions relating to determination of Backflow Prevention Devices will be made by the Hudson Water Utility. Failure to comply with any directive from the Hudson Water Utility will result in termination of service.
- n) All testing and/or maintenance performed on Backflow Prevention Devices by the Hudson Water Utility or its agent will be charged to the owner of the device.

G. PAYMENT FOR SERVICE:

- 1. Billing for water service shall be rendered periodically (typically monthly) in accordance with the applicable rate schedule Exhibit #2 and are due and payable upon presentation. Unpaid bills may result in liens on the property as provided by New Hampshire law. This lien shall not prevent the Hudson Water Utility from any other means of collection provided by law. Interest shall be charged at the rate specified on the applicable rate schedule on all bills not paid as of due date of the bill. The Hudson Water Utility may render an estimated bill whenever an actual reading cannot reasonably be made.

All bills will be sent to the address entered on the application unless the Hudson Water Utility is notified of a change in billing address by verbal confirmation to the Hudson Water Utility office.

Failure to receive bills will not be considered an excuse for non-payment.

Resolution of dispute between a customer and tenant is the sole responsibility of the customer.

2. Deposits – In order to protect against loss, a deposit may be required. A temporary customer, may be required to make a cash deposit equal to the estimated cost of the entire temporary use. The customer's deposit shall be credited to their water account.
3. Customer Reliability – Where there is, or there is proposed to be, more than one occupant of a building supplied with water, the plumbing must be so arranged, or rearranged, so as to permit a separate service for each unit, place of business or abode. Where (1) in the opinion of the Hudson Water Utility, it would be prohibitively expensive or physically impractical to so arrange the plumbing, and (2) the owner of the premises makes application for service and assumes responsibility for payment of all charges for water service rendered to said property, a common service and single meter may at the discretion of the Hudson Water Utility be allowed.
4. Penalty for Bad Checks – Whenever a check or draft presented for payment of service is not accepted by the institution on which it is written a charge shall be imposed by the Hudson Water Utility.
5. Disconnection Policy – The Hudson Water Utility reserves the right to disconnect the service of any customer not having his account paid in full within forty-five (45) days of the date of any bill and has a balance over 60 dollars.

Provided, however, The Hudson Water Utility shall not disconnect service to a customer if any part of the service provided accrues to the benefit of one or more parties known by Utility to be residential tenants, unless the Utility gives written notice to the tenants. Such notice shall set forth:

- a) The date on or after which the Utility proposes to disconnect service.
- b) A statement that the reason for disconnection is a dispute between the Utility and the landlord.
- c) A statement that the tenant should contact the landlord for more information.
- d) An address and telephone at which the tenant may contact the Utility in order to make arrangements to maintain service.

The Hudson Water Utility shall refrain from terminating service to the affected premises if so requested by the tenant, provided that the tenant agrees to be responsible for service provided as of the date of the tenant's request. However, the Hudson Water Utility company may continue to list the landlord's past due balance on the tenant's bill, and the lien created pursuant to NH RSA 38:22 shall include any past due charges which accrue after the Utility begins billing the tenant. The Utility shall provide direct service to the person requesting it on terms and conditions applicable to all residential customers.

Immediately upon learning that a tenant has been disconnected without the notice required pursuant to this sub paragraph, the Hudson Water Utility shall reconnect service and may charge a reasonable reconnection fee which may be added to the existing arrearage.

The notice required by this sub paragraph shall be provided to the tenant no less than 7 days in advance of the proposed disconnection, by posting a conspicuously lettered notice on the main entrance door to each building in which service is being terminated. In addition, the Utility shall post the notice on a back door or side door to which the Utility has reasonable access, or in a common area of each building. The Utility, at its option, may notify the tenants in the affected property by mail rather than by posting.

The notice to tenants required by this sub paragraph shall not be required when necessary to avoid danger to life or property, and upon the order of a duly constituted public authority such as police, firefighters, public health officer, and building inspectors.

6. Bills for the minimum charges for metered service will be due and payable in arrears: bills for water used above the allowance included in any minimum charge will be due and payable in arrears.
7. Bills for private fire service will be rendered monthly in arrears will be due and payable as rendered.
8. With respect to the termination of services to customers, Hudson Water Utility will follow the provisions of NH Admin. Code Puc 1203.11 (d), (e), (f) & (h) but, as a municipal entity, it is not bound to observe all of the procedural requirements therein.

9. Bill Disputes:

- a) All questions regarding customer's bills will first be referred to the Water Utility Clerk.
- b) To help determine the reason for a disputed bill amount, the customer may request:
  - 1) A new actual meter reading to confirm usage billed.
  - 2) A meter test by the Hudson Water Utility at the customer's expense, unless the meter proves to be malfunctioning, in which case the testing fee will be refunded and prior charges will be adjusted
- c) If the customer still disputes the amount of the bill, he/she may request an abatement. Abatements must be applied for using the appropriate form (exhibit #5), and are submitted to the Water Utility Clerk for review and recommendation by the MUC and the final decision by the Board of Selectmen as the Water Utility Commission.

H. HYDRANTS:

- 1. Hydrants shall not be used for any purpose other than the extinguishment of fires and for such other purposes as may be agreed to by the Hudson Water Utility and the Hudson Fire Department. In no case shall hydrants be opened by any person other than a Hudson Water Utility employee, member of the Hudson Fire Department, Hudson Public Works Department, or duly authorized representative of the Hudson Water Utility.
- 2. A public fire hydrant is defined as one located on a street, highway, right of way, or municipal property with the approval of the Hudson Fire Department and the Hudson Water Utility.
- 3. If any customer/developer is required by the Fire Department to provide and install a new public fire hydrant on existing or new water main the installation will be done at the expense and risk of the customer/developer.
- 4. New fire hydrants will be requested by the Hudson Water Utility or Fire Department and approved by the Hudson Water Utility after review of sound engineering principles and as recommended by the Hudson Water Utility.

5. The Hudson Water Utility will replace damaged or worn fire hydrants at its expense, or at the expense of the party who damages said hydrant.
6. Inspections and tests of public hydrants will be made by the Hudson Water Utility at convenient times and reasonable intervals.
7. Whenever a change in location, size, type, or permanent removal of fire hydrants is requested by a customer such change will be approved and made by the Hudson Water Utility at the expense of said customer. The Fire Department will review and approve changes.
8. All public and private hydrants shall comply with Policies and procedures adopted March 26, 2019, Exhibit 6.

I. PRIVATE FIRE SERVICE:

1. The entire cost of installing a private fire service from the main to the property line will be paid by the customer. The customer will bear all costs for replacement of services. All work performed on the customer's premises will be done by the customer at his expense and risk.
2. A gate valve controlling the entire supply with post indicator will be placed on the fire service at a location accessible to the Hudson Water Utility.
3. The private fire service will be subject to the inspection, test and approval of the Hudson Water Utility and Fire Department before the service is made effective.
4. The current NFPA standard will define the design and installation of fire services except as modified by these regulations.
5. The customer will notify the Hudson Water Utility and the Fire Department within seventy-two (72) hours after any use of a sprinkler system.
6. A detector check valve with a by-pass, along with an approved backflow prevention device will be furnished and installed by the customer in accordance with Hudson Water Utility requirements just inside the building wall or other convenient location on the customer's premises as designated by the Hudson Water Utility.
7. Hydrants and other fixtures connected with a private fire service connection may be sealed by the Hudson Water Utility and such seals will be broken only in case of fire or as specially permitted by the Hudson Water Utility. The customer must immediately notify the Hudson Water Utility when a seal is broken.

8. No pipe or fixture connected with a private fire service connection served by the Hudson Water Utility will be connected with pipes or fixtures supplied with water from any other source.
9. Fire pumps and booster pumps of any nature may be connected only after notification to the Hudson Water Utility and will be constructed in such manner to prevent cross connections and vacuum. Owners and operators of such equipment are liable for any and all damages to Hudson Water Utility or other customer's property during such operations. A low-pressure cut-off device approved by the Hudson Water Utility will be installed at the customer's expense and risk.
10. The entire private fire service connection and all its parts located outside the customer's property line forever remain the property of and under the complete jurisdiction of the Hudson Water Utility.
11. Tests will be scheduled with approval of the Hudson Water Utility so as to cause the least possible inconvenience to the Hudson Water Utility's other customers.

J. DISCONTINUANCE OF WATER SERVICE:

Service may be discontinued for any of the following reasons:

1. Violation of the Rules & Regulations of the Department.
2. Misrepresentation in application as to the premises or fixtures to be supplied or the use of the water supplies.
3. Use of water for any premises or purpose not described in the application.
4. Damaging any service pipe, meter, curb stop or seal, or any appliance of the Department.
5. Failure to maintain, in good order, connections, service lines, or fixtures for which the customer or owner is responsible.
6. Waste of water through improper or imperfect pipes, fixtures or otherwise.
7. Vacancy of the premises by a non-owner without payment will be the owner's responsibility to pay the tenant's bill for all charges and consumption.



8. Neglecting to make payments of charges for water service or any other charges against the owner of the premises.
9. Refusal of access to premises to inspect, read, maintain or remove meters.
10. Refusal to conserve water during periods of restricted supply.
11. Failure to pay water bills or charges at a prior location.
12. Any cross connection, which would introduce water or any liquid other than that supplied by the Hudson Water Utility into the service line of the Hudson Water Utility.
13. The Hudson Water Utility will have the right to stop water supply without notice due to breakdowns or other unavoidable causes, or for the purpose of making necessary repairs, connections, etc. The Hudson Water Utility will make every attempt to give reasonable notice, but will not be liable for any damage or for inconvenience suffered.
14. Whenever the customer desires to have his service contract terminated or his water service discontinued, he will so notify Hudson Water Utility. Until such notice is received by the Hudson Water Utility and the Hudson Water Utility has access to remove the meter or obtain the final readings, the customer will be responsible for the payment for all service rendered by the Hudson Water Utility, including charges for meter repairs caused by damage by hot water or freezing or other external causes. A reasonable time after receipt of such notice will be allowed for the Hudson Water Utility to take a final reading of the meter or meters and to discontinue service.
15. Discontinuing the supply of water to any premise for any reason will not prevent the Hudson Water Utility from pursuing any lawful remedies provided for in these regulations and by action of law or otherwise for the collection of monies due from the customer.

K. RENEWAL OF WATER SERVICE AFTER DISCONTINUANCE:

When water service to any premises has been terminated for any reason other than temporary vacancy, it will be renewed only after the acceptance of a new application, when the conditions, circumstances or practices which caused the water service to be discontinued are corrected to the satisfaction of the Hudson Water Utility and upon the payment of all charges due and payable by the customer in accordance with the rates, rules and regulations. A payment plan on overdue charges can be arranged, if so desired.

L. CONSERVATION OF WATER – RESTRICTIONS:

When necessary to conserve supply, the Town may restrict or prohibit the use of hand hose, lawn sprinklers and water-cooled air conditioning equipment, or any other use of water.

M. CONDOMINIUMS:

- 1 A condominium project shall be any form of development that comes under the authority of RSA 356:B whether it be of a residential character or otherwise.
2. Service to a new development that comes under the heading of condominiums shall be as follows:
  - a) Each user unit shall be served as a separate entity, metered individually and subject to the tariff as related to an individual customer.
  - b) A condominium association that provides water service(s) for the good of the community center or for irrigation shall be considered an individual customer and shall be metered separately and subject to the tariff as it relates to individual customers.

**IV. WATER MAIN EXTENSIONS:**

A. GENERAL:

Where a request for water service requires the extension of a main, mains, or other facilities from the existing water system, the applicant will submit in writing a request for a main extension and will enter into a main extension agreement with the Hudson Water Utility. The proposed location, size and distance of any proposed main extension must be approved by the Hudson Water Utility and must; (a) conform to the Hudson Water Utility hydraulic system requirements; (b) be sufficiently sized and located so as to meet the Hudson Water Utility's requirements, hydrant requirements and any specific requests from the Town Fire Chief.

B. COSTS FOR WORK:

All costs associated with a main extension project, including legal, engineering, construction, inspection and administrative costs will be borne by the applicant. Construction will include all appurtenances, i.e.: hydrants, "T's" stubs, gates, valves and service lines required.

Surety for 100% of the construction cost is required by the Hudson Water Utility

in the format approved by the Town for developer projects.

C. SPECIFIC REQUIREMENTS:

- A. All main extension plans will be reviewed by the Hudson Water Utility at the applicant's expense.
- B. All main extensions will be constructed in accordance with the specifications of the Hudson Water Utility and under the Hudson Water Utility's inspections.
- C. All water mains, appurtenances, and other facilities comprising the main extension will become the property of the Hudson Water Utility after the Hudson Water Utility requirements are completed to the satisfaction of the Hudson Water Utility.
- D. Typically, all main extensions will be a minimum size of 8 inches in residential areas, and a minimum size of 12 inches in commercial or industrial areas. Main extensions at less than the minimum size must be approved individually in writing by the Hudson Water Utility.
- E. The size of the main shall be determined by Hudson Water Utility in accordance with conditions surrounding the extension, including the possibility of future expansion and fire protection.
- F. Main extensions will include service lines to the front property line for all existing lots along the main extension. These will be installed at the applicant's expense.

G. LOCATION OF WATER EXTENSIONS:

Location of water main extensions (accessibility), to the maximum extent possible, will be located along existing and proposed roadways. Cross-country locations are to be avoided. Layout and locations are subject to the approval of the Hudson Water Utility. All water mains and apparatus must be physically accessible to the Hudson Water Utility maintenance vehicles.

H. RIGHT OF WAY (R.O.W) AND EASEMENTS:

All water mains and appurtenances are to be located in the Right of Way (R.O.W.'s) or easements providing legal access to the Hudson Water Utility. Legal documents providing such must be approved by the Hudson Water Utility

**V. BOOSTER STATIONS AND HIGH SERVICE AREAS:**

- A. GENERAL: Where a new service(s) or main extension results in pressure variations exceeding the limits of good engineering practice. The Hudson Water Utility shall require any of the following at its discretion: Booster station, booster pump(s) or pressure reducing devices.
- B. BOOSTER STATIONS: Shall be constructed in accordance with the Hudson Water Utility specifications, Exhibit 9, and shall be paid for by the applicant unless otherwise approved by the Hudson Water Utility. These shall be inspected, approved and owned by the Hudson Water Utility.
- C. BOOSTER PUMPS AND PRESSURE REDUCING DEVICES: Shall be installed by a licensed plumber at the applicant's expense and inspected by the Hudson Water Utility.

**VI. JUDICIAL ENFORCEMENT REMEDIES:**

A. INJUNCTIVE RELIEF:

When the Hudson Water Utility determines that a customer has violated, or continues to violate, any provision of this Regulation, Hudson Water Utility may petition the Hillsborough County Superior Court through the Town's Attorney for the issuance of a temporary or permanent injunction, as appropriate, that restrains or compels the specific requirement imposed by this Regulation on activities of the customer. The Hudson Water Utility may also seek such other action as is appropriate for legal and/or equitable relief, including a requirement for the customer to conduct environmental remediation. A petition for injunctive relief shall not be a bar against, or a prerequisite for, implementing any other action against a customer.

B. CIVIL PENALTIES:

- A. A customer who has violated, or continues to violate, any provision of the regulation, or order issued hereunder, shall be liable to the Town for a maximum civil penalty of \$5,000 per violation, per day, plus actual damages incurred by the Hudson Water Utility.
- B. All charges and penalties shall be collected through civil proceedings brought before the Superior Court.
- C. The Town may recover reasonable attorneys' fees, court costs, and other expenses associated with enforcement activities, including sampling and monitoring expenses, and the cost of any actual damages incurred by the Hudson Water Utility.

- D. In determining the amount of civil liability, the Court shall consider all relevant circumstances including, but not limited to, the extent of harm caused by the violation, the magnitude and duration of the violation, any economic benefit gained through the user's violation, corrective actions by the user, the compliance history of the user, and any other factor as justice requires.
- E. Filing a suit for civil penalties shall not be a bar against, or a prerequisite for, implementing any other action against a user.
- F. The Board of Selectmen may adopt a schedule of fines as appropriate from time to time.
- G. Any person violating any of the provisions of the Regulations shall become liable to the Town for any expense, loss, or damage occasioned by the Town by reason of such violation.

C. CRIMINAL PROSECUTION:

Any customer or user who willfully or negligently violates any provision of the Regulations or any orders or permits issued hereunder shall, upon conviction, be guilty of a violation, punishable by a fine not-to-exceed \$10,000 for each violation. Every separate provision violated shall constitute a separate violation. Every day that a violation occurs shall be deemed a separate violation. Ref. RSA. 38.26

D. NONEXCLUSIVE REMEDIES:

The remedies provided for in the Regulations are not exclusive. The Town may take any, all, or any combination of these actions against a non-compliant user. Further, the Town is empowered to pursue more than one enforcement action against any non-compliant user. These actions may be taken concurrently.

**VII. SEVERABILITY:**

If any part of these rules and regulations are found to be unenforceable by a court of law, such findings shall not affect the remaining parts, which shall remain in full force and effect.

**VIII. CONSTRUCTION OF WATER MAINS AND SERVICES:**

**8.1 Construction by Licensee**

To insure compliance with the foregoing articles and sections of this ordinance, and to facilitate the supervision of the construction, operation and repair of water services and the keeping of records thereof, no person other than those described in this Article shall construct, repair, alter or remove any water, service water connected to or with, or connected directly or indirectly to or into, water system of the Town or intended to connect thus, at some future time, regardless of whether said work is located in a public street or in a public or private land.

## **8.2 Authorized Parties**

- A. The following may, as indicated, construct, repair, alter or remove water mains and services, subject to supervision and approval by the Town Engineer.
1. Regular forces of a contractor employed by the Town operating under orders of the Town Engineer and in the performance of work for the Town.
  2. Regular forces of the Town or the New Hampshire Department of Transportation operating under and subject to permit for the particular job issued by the Town Engineer and engaged in the regular operations of the Department of Transportation or in performance of work for the Town.
  3. Regular forces of any public utility corporation authorized by State law to construct, maintain and operate pipes or ducts within the public highways within the Town, while engaged in work incidental to the regular structures of said utility company and operating under and subject to the conditions of the permit for the particular job issued by the Town Engineer.
  4. Any contractor or person who shall have been duly licensed by the Board of Selectmen to perform work of the type in question during the period provided in such license and when operating under and subject to the conditions of a permit for the particular job issued therefore by the Town Engineer.
  5. A contractor who has a Drainlayer's License issued in the Town of Hudson.

## **8.3 Performance of Work**

Each contractor or person shall be responsible for the good faith performance of all work and all materials furnished on work by his employees or agents. No work shall be sublet by a contractor or person under any permit and/or licensed in any manner to a contractor or person divest of full control and responsibility for all parts of said work. Only competent persons shall be employed on work performed under such permit and/or license, and only suitable material conforming to the standard established by the Town Engineer shall be furnished or used on such work.

#### **8.4 Conformance with Requirements**

Should the Town Engineer find that any contractor or person has failed to conform to the requirements of these Rules & Regulations and to the conditions of any permit issued thereunder, or that such contractor has not been faithful in the performance of work or furnishing of materials under his license, the Town Engineer may suspend, cancel or revoke such license and/or permit and may extend the suspension of such license and/or permit for such period or limit the activities of such contractor or person in such manner as may appear to be in the public interest after a duly conducted hearing before the Board of Selectmen and upon their direction. Suspension, cancellation or termination of a permit shall not entitle the permittee to any compensation or reimbursement from the Town or its agents for any alleged loss or expense incurred thereby, and licenses and permits shall be issued only on this condition.

#### **8.5 Construction Materials**

All water main pipe material and components related to the water main shall be zinc coated and all pipe shall be certified "Made in the USA". In addition, all main pipe shall be wrapped with poly membrane for additional corrosive protection, prior to backfill.

#### **8.6 Permits**

Each permit to construct, alter or repair any water main, building water service under this section shall be issued only after an application as hereinbefore provided has been made. It shall state the limit of time within which the work for construction under the permit shall terminate, unless such time limit shall have been extended in writing by the Town Engineer. Permits shall not be transferable or assignable by the permittee.

## **IX. Mandatory Outdoor Water Ban**

### **Objective:**

The water ban is in place to protect the integrity and ensure availability for domestic use, public health and fire protection. Our priority is to maintain adequate storage tank levels and system pressure throughout the Hudson Water Utility area of service.

### **Reporting Agents:**

Town employees and Water Operation staff are the reporting agents authorized to implement and execute the water ban.

The Town will also have three volunteer residents of Hudson appointed by the Board of Selectmen with one year term. The term will start annually April 1<sup>st</sup> and end November 1<sup>st</sup>. They will coordinate their effort, schedule, findings and report to the Engineering/Water Department. The volunteers will only report violations and will not interact with offenders. They will be required to wear Town issued ID.

### **Enforcement of Water Restriction:**

First time violators will receive a written warning for non-compliance from the Water Department, and further instances that violate outside usage restrictions will result in fines and/or disconnection of service.

### **Water Ban Tier Classifications:**

#### **Tier 1: Voluntary Odd/Even Days - Lawn Restrictions**

All residents and businesses with odd numbered addresses may use outdoor water on odd numbered days.

All residents and businesses with even numbered addresses may use outdoor water on even numbered days.

Lawn watering is recommended from 12 AM to 7AM only.

#### **Tier 2: Mandatory Odd/Even Days - Lawn Restrictions**

All residents and businesses with odd numbered addresses may use outdoor water on odd numbered days.

All residents and businesses with even numbered addresses may use outdoor water on even numbered days.

All water customer's activities outside of the exception list below shall comply with the ban. Washing of vehicles including automobiles, trailers, trucks, etc., by hand held hose will not be allowed.

Lawn watering will only be allowed from 12 AM to 7AM.

#### **Tier 3: Total Ban on Outside Water Usage**



All outside water usage is banned with the exception of:

Hand held water cans for use in vegetable and flower gardens on any day.

**Annual Outdoor Water Usage Restriction Schedule:**

Outdoor Water Usage Restriction will be in effect each year, from May 1<sup>st</sup> through October 1<sup>st</sup>.

**Implementation of the Water Bans:**

**Tier 1:** This restriction is automatically in effect each year, starting May 1<sup>st</sup>

**Tier 2 & Tier 3:** These restrictions shall require Board of Selectmen approval, per Town Engineer and Water Operator's request and recommendation.

**Exceptions to the Water Ban, Tier 2 & 3:**

- A. Watering by hand held hose is allowed for incidental use only, such as filling watering cans, children's pools of no greater than 100 gallons, and vegetable gardens.
- B. Businesses related to commercial car washes, cash crops, farms, flower shops or garden centers.
- C. Water usage required to sustain animal life.
- D. Properties that obtain water from other sources than the Hudson Water Utility i.e. private wells.
- E. Water customers who can prove that they have an irrigation well and their irrigation system is disconnected from the Town Water Utility.
- F. All town facilities with activities associated with vehicle maintenance.
- G. Charity or community events with special permission by Board of Selectmen and Town Engineer.

**Fee/Fine Structure for Tier 2 & 3 Violations**

**1st Offense:** Written warning hand delivered to site of violation by Town employees or Water Operation staff.

**2nd Offense:** \$100 fine

**3rd Offense:** \$250 fine

**Each Subsequent offense:** \$500 fine and shut off water service

All current fees will be applicable in addition to fines including, but not limited to, fees for water shut-off and turn-on. Fines shall be included on the regular monthly bill and the same rules shall apply to regular billing requirements and be delivered by the Water Department. All applicable fee/fines timeline resets each year on May 1<sup>st</sup> and does not carry over from year to year.

**Reporting of Violations by Residents:**

All reports of violations from residents shall be in writing and submitted to:  
[HUDSONWATERBAN@HUDSONNH.GOV](mailto:HUDSONWATERBAN@HUDSONNH.GOV)

The reporting must include the following:

- Address of the property in violation of the ban
- Time of the violation
- Date of the violation
- Pictures related to the violations

All violations shall be reported on the same business day of the violation.

**Notifications:**

All water customers shall be notified about the **Tier 1** water ban, before each season and information will be included with their regular water bill. In addition, the **Tier 1** water ban will be posted on the Town website, Hudson Cable Television, and the Town's Facebook page.

All water customers shall be notified by **Code Red** about the **Tier 2 and 3** water ban. In addition, the **Tier 2 and 3** water ban will be posted on the Town website, Hudson Cable Television, and the Town's Facebook page.


**X. EFFECTIVE DATE:**


These Rules and Regulations shall be in full force and effect immediately following its passage, approval, and publication, as provided by law.

Duly enacted and ordained this 28<sup>th</sup> day of 7/2020 by the Board of Selectmen of the Town of Hudson in Hillsborough County, State of New Hampshire, at a duly noticed and duly held session of the said Board of Selectmen.

Hudson, NH by  
Board of Selectmen

BOS Chairman

  
Three blue ink signatures of Board of Selectmen members, each written over a horizontal line. The first signature is at the top, the second in the middle, and the third at the bottom. The bottom signature is circled in blue ink.

  
Attest: \_\_\_\_\_  
A blue ink signature of the Attestor, written over a horizontal line. Below the signature, the word "Attest:" is printed, followed by another horizontal line.




## **Exhibit 1**

# **Municipality Utility Committee**



Adoption of Ordinance 04-03  
Creating a Water Utility Committee  
and Seeking Volunteers

The Hudson Board of Selectmen, at its meeting on September 13, 2004 adopted Ordinance 04-03, establishing a water utility Committee and is seeking applicants to fill the five citizen openings. Members shall reside in Town and in dwelling units served by the water utility. The Committee will be responsible to 1) Oversee the preparation of bylaws, policies, and procedures for the water utility; 2) Make recommendations for and provide overview regarding an annual budget and provide overview of income and expenditures; 3) Make recommendations for a capital improvement plan and provide overview regarding a capital reserve for the water utility; and 4) Provide overview and make recommendations regarding the ongoing administration and operations of the water utility. Final authority for actions by the Water Utility Committee will remain with the Board of Selectmen. (There are two three-year positions; two two-year positions; and one one-year position.) Applications are available in the Town Clerk's Office at 12 School Street, Hudson, NH and must be returned to the Selectmen's Office no later than 12:00 noon on October 6, 2004.




---

Priscilla Boisvert  
Executive Assistant

HLN September 24, 2004

PO #SEL 05051

cc: BOS  
Town Administrator  
Town Engineer



**TOWN OF HUDSON**  
**Board of Selectmen**

12 School Street Hudson, New Hampshire 03051 603/886-6024 FAX 603/598-6481



Adoption of Ordinance 04-05

The Hudson Board of Selectmen, at its meeting on November 9, 2004 adopted Ordinance 04-05, amending Ordinance 04-03 that established a Water Utility Committee. The amendment allows one member of the utility to reside in a dwelling not served by Town water.

  
Priscilla Boisvert, Executive Assistant

cc: BOS  
Town Administrator  
Town Engineer

HLN 3 Dec 04 SEL05097





7.B.

Agenda  
4-9-13



TOWN OF HUDSON  
Office of the Town Administrator  
12 School Street  
Hudson, New Hampshire 03051

Stephen A. Malizia, Town Administrator - [smalizia@hudsonnh.gov](mailto:smalizia@hudsonnh.gov) -- Tel: 603-886-6024 • Fax: 603-598-6481

To: Board of Selectmen  
From: Steve Malizia, Town Administrator  
Date: March 28, 2013  
Re: Municipal Utility Committee

Approved

At their meeting on March 26, 2013, the Hudson Board of Selectmen reviewed language prepared by Town Attorney Buckley that would consolidate the Sewer and Water Utility Committees into a single Municipal Utility Committee. The Board of Selectmen further amended the language in Hudson Town Code Chapters 142 and 270 to allow for a seven (7) member Municipal Utility Committee, of which three (3) members do not have to be served by either Town Water or Sewer. The Board voted to send the changes to Town Code to a public hearing on April 9, 2013. Should the Board of Selectmen vote to adopt these modifications after the public hearing, the following motion would be appropriate:

5-0

**Motion:** To adopt the modifications to Hudson Town Code Chapters, 142 and 270 to combine the Sewer and Water Utility Committees into a seven (7) member Municipal Utility Committee of which three (3) members do not have to be served by either Town Water or Sewer. effective May 8, 2013

Wszewy/  
Nadeau

Should you have any questions or need additional information, please feel free to contact me.



# TOWN OF HUDSON

## Municipal Utility Committee

David Shaw, Chairman

Pat Nichols, Selectmen Liaison

12 School Street Hudson, New Hampshire 03051- Sewer 603-886-6029/ Water 603-886-6002 Fax:603-598-6481

Agenda  
10-11-16



8c

To: Board of Selectmen

From: David Shaw- Chairman *ds*  
Municipal Utility Committee

Date: September 28, 2016

Re: Membership change

RECEIVED

SEP 30 2016

TOWN OF HUDSON  
SELECTMEN'S OFFICE

cc - MUC  
TC/TC

On May 14, 2013, the Board of Selectmen appointed all five members of the Water Utility Committee and the five members of the Sewer Utility Committee to the newly combined Municipal Utility Committee. The Municipal Utility Committee was formed with seven members as to keep all of the members of the former two committees.

For the past couple of years, we have had to cancel a number of meetings because we lacked a quorum. We changed to a later start time as a way to attract new members with limited success. We currently have four sitting members and three vacancies.

We respectfully submit a request to the Board to officially change the membership of the Municipal Utility Committee from seven members to five members.

Motion Coutu/Ravitsis to approve the Municipal Utility Committee's request to change their membership from seven (7) to five (5) members, carried 5-0

## **Exhibit 2**

### **Schedule of Rates & Fees**



**Town of Hudson Water Utility  
New Customer Water System Access Fee  
January 2002**

<u>Year</u>	<u>Supply Fee *</u>	<u>Distribution Fee</u>	<u>Combined Total</u>
2001	\$1,500	\$467	\$1,967
2002	\$1,545	\$659	\$2,204
2003	\$1,591	\$851	\$2,442
2004	\$1,639	\$1,043	\$2,682
2005	\$1,688	\$1,236	\$2,924
2006	\$1,739	\$1,428	\$3,167
2007	\$1,791	\$1,620	\$3,411
2008	\$1,845	\$1,812	\$3,657
2009	\$1,900	\$2,004	\$3,904
2010	\$1,957	\$2,196	\$4,153
2011	\$2,016	\$2,388	\$4,404
2012	\$2,076	\$2,580	\$4,656
2013	\$2,139	\$2,772	\$4,911
2014	\$2,203	\$2,964	\$5,167
2015	\$2,269	\$3,156	\$5,425
2016	\$2,337	\$3,348	\$5,685
2017	\$2,407	\$3,540	\$5,947
2018	\$2,479	\$3,732	\$6,211
2019	\$2,554	\$3,924	\$6,478
2020	\$2,630	\$4,116	\$6,746
2021	\$2,709	\$4,308	\$7,017
2022	\$2,790	\$4,500	\$7,290
2023	\$2,874	\$4,692	\$7,566
2024	\$2,960	\$4,884	\$7,844
2025	\$3,049	\$5,076	\$8,125
2026	\$3,141	\$5,130	\$8,271
2027	\$3,235	\$5,185	\$8,420
2028	\$3,332	\$5,239	\$8,571

\* Supply Fee is adjusted by 3% per year for inflation.

**The above fees are based on a 300 gpd average use.  
Fees for other water uses are adjusted proportionally.**





# TOWN OF HUDSON

## SCHEDULE OF RATES & FEES

12 School Street • Hudson, New Hampshire 03051 • Tel: 603-886-6003 • Tel: 603-886-6000



### I. Monthly rates (per tariff approved by Board of Selectmen, 12/9/1997).

#### A. Usage

##### 1. Fixed meter size rate:

<u>Meter size</u>	<u>Monthly rate</u>
5/8"	\$10.69
3/4"	\$20.58
1"	\$32.21
1 1/2"	\$65.49
2"	\$105.59
3"	\$205.82
4"	\$322.10
6"	\$644.19
8"	\$804.57
10"	\$911.49

##### 2. Volume Charge: \$3.30 per 100 cubic feet (CF).

##### 3. Fire Service.

<u>Service Size</u>	<u>Monthly Rate</u>
2"	\$11.94
3"	\$26.87
4"	\$47.77
6"	\$107.50
8"	\$191.10
10"	\$298.58
12"	\$429.97
Private hydrant	\$77.63
Public hydrant	\$16.20

Note: the fire service size is the pipe diameter at the building or service entrance as determined by the Town Engineer or designated agent.



# TOWN OF HUDSON

## SCHEDULE OF RATES & FEES

12 School Street • Hudson, New Hampshire 03051 • Tel: 603-886-6003 • Tel: 603-886-6000



- II. Connection fees: (approved by the Board of Selectmen 12/9/1997).
  - A. Application processing and service connection inspection @ \$100.00.
  - B. Meter purchase and installation:

<u>Size</u>	<u>Cost</u>
5/8"	\$350.00
3/4"	\$450.00
1"	\$500.00
1 1/2"	\$750.00
2"	\$1,000.00
3"	\$1,000.00 (plus parts)
>3"	To be determined @ time of application

- C. Inspection fee.  
For water main installation and fire service installation - \$5.00/L.F.

- III. New customer water system access fee approved by the Board of Selectmen (January 2002). (see schedule attached)
- IV. Hydrant painting, @ \$170.00/ea.
- V. Backflow permit fee @ \$15.00
- VI. Temporary water meter fee @ \$200/ each (3 available, first come first serve, plus \$3/day and usage)
- VII. Service Charges
  - After Hours Service Fee @ \$250.00
  - Backflow Test\* @ \$95
  - Backflow Re-test @ \$95
  - Disconnection Fee @ \$125
  - Installation / Removal Seasonal Meter @ \$95
  - Meter Test\*\* @ \$95
  - Turn Water On/ Off at the curb @ \$95/\$95
  - General Service Fee @ \$95 (minimum)

\*Refers to the Policy and Procedure already in effect for Backflow Prevention Devices

\*\*A meter test by the Hudson Water Utility at the customer's expense, unless the meter roves to be malfunctioning, in which case the testing fee will be refunded and prior charges will be adjusted



## **Exhibit 3**

### **Water Service Application - Residential**





# TOWN OF HUDSON – Engineering Department



12 School Street • Hudson, New Hampshire 03051 • Tel: 603-886-6000 • Fax: 603-816-1291

## TOWN OF HUDSON WATER UTILITY

### WATER SERVICE APPLICATION (RESIDENTIAL)

Below are the step by step procedures for attaining service. Should you have any questions, please call the Engineering Division at 886-6008.

The Town has contracted with WhiteWater to assist with the installation of meters, and inspections. Once an application and the permit fee have been submitted to the Town, the application will be sent to WhiteWater for review. The application fee is defined on Exhibit A. There is also a one-time Water Access Fee that is required for all new connections to the town water main. The Access Fee is set annually, as per the “New Customer Water System Access Fee” schedule attached, and must be paid prior to service turn-on and/or issuance of a Certificate of Occupancy.

#### **STEP BY STEP PROCEDURES FOR OBTAINING SERVICE**

**NOTE: A Drainlayer’s License is required for all work on water mains, service lines and related work in public or private right-of-ways connecting to the Town of Hudson Water Utility.**

1. Please complete both the Water Connection Permit Application and Water Demand Form. All fees are required to be paid in full prior to service.
2. Complete the enclosed plan by showing the existing water and sewer mains, location of the proposed water and sewer services and distance from main to house, and all applicable dimensions including building ties to the curb stop.
3. Submit the application, water demand form, and plan with the fees to the Town. Payments can be made via cash or check, made payable to: Town of Hudson.
4. The Town will review the application, and you will be contacted when the review process is completed and approved.
5. It is the applicant’s responsibility to hire a contractor to do the installation of the water service line in accordance with Town service specifications, and pay for all water line installation costs. Copies of the appropriate service details can be found online by viewing the [Water Service Specifications](#) link, or obtained in the Engineering Department of Town Hall.

A street opening permit may be required. Please contact the DPW for application and processing at 603-886-6018.



# TOWN OF HUDSON – Engineering Department



12 School Street • Hudson, New Hampshire 03051 • Tel: 603-886-6000 • Fax: 603-816-1291

## Town of Hudson Water Utility

The water service must be inspected by one of the Town's technicians or agents prior to backfill. Inspections can be scheduled by calling the Engineering Department at 603-886-6008. It is your responsibility to fence any trenches that must be left open until inspection.

6. Your final step to receiving water service involves the installation of the water meter, remote reader, and turning on the water service. Please contact **WhiteWater at 603-324-8318** to have your meter installed. Note that it is the responsibility of the contractor to provide meter fittings for 5/8", 3/4" and 1" meters in addition to the wire installation, as per the specifications shown on Sheet 1. A list of suppliers for the meter fittings and wire is shown on Appendix X. Fittings and wire for 1.5" and 2" meters will still be provided by the Town of Hudson through WhiteWater. A remote wire will be installed from the inside meter location to the outside of your building before the 1.5" and 2" meter can be set. If any part of this wire needs to be installed behind sheet rock or in an area that will not be accessible to WhiteWater at the time the meter is set, it will be required by your contractor to install the wire from the meter location to the outside, as shown on Sheet 1. A 48-hour notice (business hours) is required.

Your meter can not be set until your plumber has installed the internal plumbing to your house in accordance with the service details.

Once the meter is set, a service turn-on can be scheduled through **WhiteWater at 603-324-8318**. The meter can be set and the water turned on during the same appointment.

## High & Low Pressure Conditions

The applicant should be aware that the Town of Hudson has adopted the IRC (International Residential Code). This code addresses high and low pressure conditions for water supply. The applicant must address this issue with their plumber.

## PRV Requirements

If a Pressure Reducing Valve (PRV) is required, the plumber will be required to perform the installation based on WhiteWater's recommendation. It is the responsibility of the property owner to install a suitable expansion tank and a pressure release valve on water heaters on the premises to prevent damage resulting from lack of pressure relief through the water line. WhiteWater may also require the property owner to install increased levels of backflow prevention protection.



# TOWN OF HUDSON – Engineering Department



12 School Street • Hudson, New Hampshire 03051 • Tel: 603-886-6000 • Fax: 603-816-1291

## Cross Connection

It is illegal to have a connection between the distribution system and any pipes, pumps, hydrants, fire protection, sprinkler system or tanks whereby non-potable water or other contaminating materials may be discharged or drawn into the water distribution system.

## Separation of Water and Sewer

Water mains shall be installed at least **10-feet horizontally** from any existing or proposed sanitary sewer. In cases where it is not practical to maintain a 10-foot separation, a deviation may be allowed on a case-by-case basis. No water pipe shall pass through or come in contact with any part of a sanitary sewer manhole. The water service or main must be at least **18 inches above** the sewer main or service when crossed.

### EXHIBIT ‘A’

#### RESIDENTIAL WATER CONNECTION FEES

1. Application processing & inspections by the Town: **\$100.00**
2. Meter installation & inspections:
  - Meter installation WITHOUT fittings:
 

<b>5/8”</b>	<b>size @</b>	<b>\$250.00</b>
3/4”	size @	\$350.00
1”	size @	\$400.00
  - Meter installation WITH fittings included:
 

1 1/2”	size @	\$800.00
2”	size @	\$1,050.00
3”	size @	\$1,050.00
	(plus parts)	
>3”	*Cost to be determined at time of application.	
3. New customer water system access fee: **\*See Exhibit 2**





# TOWN OF HUDSON – Engineering Department



12 School Street • Hudson, New Hampshire 03051 • Tel: 603-886-6000 • Fax: 603-816-1291

## RESIDENTIAL WATER CONNECTION PERMIT APPLICATION

**PLEASE NOTE:** It will be the responsibility of the applicant to provide meter fittings for 5/8”, 3/4” and 1” meters, as per the specifications shown on Sheet 1. Fittings for 1.5” and 2” meter will still be provided by Town of Hudson through WhiteWater. The costumer shall also be responsible for installing the wire as shown on the attachments.

1. **APPLICANT INFORMATION:** Owner \_\_\_\_\_ Contractor \_\_\_\_\_

NAME: \_\_\_\_\_

ADDRESS: \_\_\_\_\_

PHONE: \_\_\_\_\_ EMAIL: \_\_\_\_\_

BUILDING LOCATION: \_\_\_\_\_

TAX MAP: \_\_\_\_\_ LOT: \_\_\_\_\_

**DRAINLAYER’S LICENSE #:** \_\_\_\_\_ **CONTRACTOR:** \_\_\_\_\_

**A Drainlayer’s License is required for all water mains, services, and related work in public and private right-of-ways connecting to the Town of Hudson Water Utility.**

OWNER (If different from above): \_\_\_\_\_

OWNER PHONE #: \_\_\_\_\_

By applying for this connection, I agree to abide by all applicable Town, State and Federal requirements.

SIGNATURE: \_\_\_\_\_

For office use:

2a. **PERMIT FEE:** 5/8” Meter Amount: **\$350.00**  
Date: \_\_\_\_\_ Receipt #: \_\_\_\_\_ Received by: \_\_\_\_\_

2b. **ACCESS FEE:** Amount: \_\_\_\_\_  
Date: \_\_\_\_\_ Receipt #: \_\_\_\_\_ Received by: \_\_\_\_\_

3. **SERVICE TYPE:** NEW RENEWED METER ONLY



# TOWN OF HUDSON – Engineering Department



12 School Street • Hudson, New Hampshire 03051 • Tel: 603-886-6000 • Fax: 603-816-1291

4. DEPARTMENT OF PUBLIC WORKS:

Street opening permit required: YES \_\_\_\_\_ NO \_\_\_\_\_

SPECIAL CONDITIONS: \_\_\_\_\_

5. TOWN ENGINEER REVIEW:

SPECIAL CONDITIONS: \_\_\_\_\_

6. OTHER REQUIREMENTS:

BACK FLOW PREVENTER REQUIRED: Yes \_\_\_\_\_ No \_\_\_\_\_

PRESSURE REDUCING VALVE REQUIRED: Yes \_\_\_\_\_ No \_\_\_\_\_

**PRV Requirements**

If a Pressure Reducing Valve (PRV) is required, the plumber will be required to perform the installation based on WhiteWater’s recommendation. It is the responsibility of the property owner to install a suitable expansion tank and a pressure release valve on water heaters on the premises to prevent damage resulting from lack of pressure relief through the water line. WhiteWater may also require the property owner to install increased levels of backflow prevention protection.

**Meter Fitting Requirements**

It will be the responsibility of the costumer/contractor to provide meter fittings for 5/8”, 3/4” and 1” meters in addition to the wire installation, as per the specifications shown on Sheet 1. Fittings for 1.5” and 2” meters will still be provided by the Town of Hudson through WhiteWater. The costumer shall also be responsible for installing the wire as shown on Sheet 1.

Building Location: \_\_\_\_\_

Tax Map: \_\_\_\_\_ Lot: \_\_\_\_\_





# TOWN OF HUDSON – Engineering Department



12 School Street • Hudson, New Hampshire 03051 • Tel: 603-886-6000 • Fax: 603-816-1291

## RESIDENTIAL WATER DEMAND FORM

PLUMBING FIXTURES	PIPE SIZE CONNECTION	QUANTITY
Bathtub		
Bedpan Washers		
Combination Sink & Tray		
Dental Unit		
Dental Lavatory		
Drinking Foundation		
Kitchen Sink – 1/2" Connection 3/4" Connection		
Lavatory – 3/8" Connection 3/4" Connection		
Lavatory Tray – 1/2" Connection 3/4" Connection		
Shower Head (Shower On)		
Service Sink – 1/2" Connection 3/4" Connection		
Urinal – Pedestal Flush Valve Wall Flush Valve Trough (2 Ft. Unit)		
Wash Sink (Each Set of Faucets)		
Water Closet – Flush Valve Tank Type		
Dishwasher – 1/2" Connection 3/4" Connection		
Washing Machine – 1/2" Connection 3/4" Connection 1" Connection		
Hose Connection (Wash Down)		
Hose (50 Ft. Wash Down) 1/2" 3/4" 5/8"		
Irrigation *Please list: # of heads Area – Sq.Ft.		



# TOWN OF HUDSON – Engineering Department

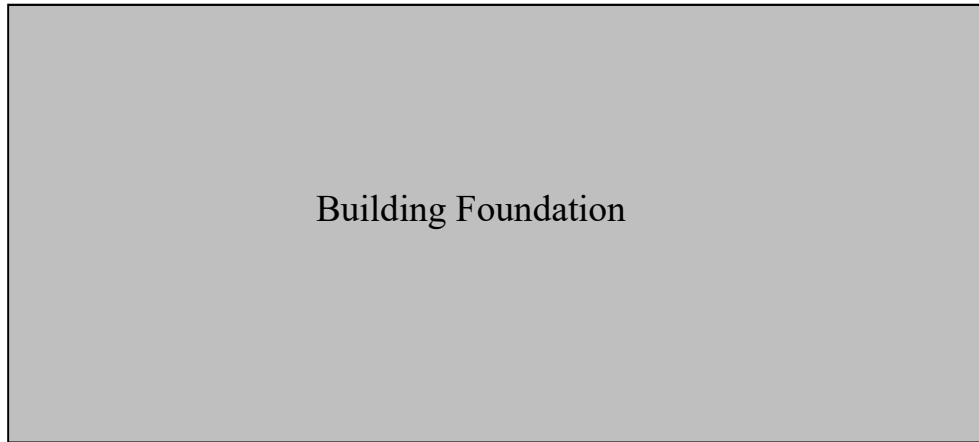
12 School Street • Hudson, New Hampshire 03051 • Tel: 603-886-6000 • Fax: 603-816-1291



## Water Service Sketch

Street Address: \_\_\_\_\_

Map: \_\_\_\_\_ Lot: \_\_\_\_\_



R.O.W. \_\_\_\_\_

\_\_\_\_\_

Edge of Pavement \_\_\_\_\_

Sketch shall show the approximate location of the existing water main, and the location and distance of the proposed water and sewer service.



# TOWN OF HUDSON – Engineering Department



12 School Street • Hudson, New Hampshire 03051 • Tel: 603-886-6000 • Fax: 603-816-1291

## FIRE SERVICE (If applicable)

SUBDIVISION NAME: \_\_\_\_\_

LOCATION: \_\_\_\_\_

BUILDING # \_\_\_\_\_

SERVICE NO. \_\_\_\_\_

DATE: \_\_\_\_\_

FIRE SERVICE SIZE: \_\_\_\_\_



## **Exhibit 4**

### **Water Service Application – Non-Residential**





# TOWN OF HUDSON – Engineering Department



12 School Street • Hudson, New Hampshire 03051 • Tel: 603-886-6000 • Fax: 603-816-1291

## TOWN OF HUDSON WATER UTILITY

### WATER SERVICE APPLICATION (NON-RESIDENTIAL)

Below are step by step procedures for attaining service. Should you have any questions concerning what is required, please call the Engineering Division at 886-6008.

The Town has contracted with WhiteWater to assist with the installation of meters and inspections. Once an application and the permit fee have been submitted to the Town, the application will be sent to WhiteWater for review. The application fee is defined on Exhibit A (page 3) of the permit. There is also a one-time **Water Access Fee** that is required for all new connections to the town water main. The Access Fee is set annually, as per the “New Customer Water Access Fee” schedule attached, and must be paid prior to service turn-on and/or issuance of a Certificate of Occupancy.

### STEP BY STEP PROCEDURES FOR OBTAINING SERVICE

**NOTE: A Drainlayer’s License is required for all work on water mains, service lines and related work in public or private right-of-ways connecting to the Town of Hudson Water Utility.**

1. Please complete both the Water Connection Permit Application and Water Demand Form. The linear footage of pipe to be installed will also have to be determined/estimated and filled out on Exhibit A (page 3) of the application.
2. A plan must be submitted showing the existing water main, edge of pavement, building foundation, location of the proposed service and all applicable dimensions including building ties to the curb stop.
3. Submit the application, Water Demand Form, and plan with the \$100.00 application fee made payable to: **Town of Hudson, 12 School Street.**  
**Note:** The inspection fee and meter fee will be paid at time of permit issuance, and the Water Access fee must be paid prior to service turn-on and/or issuance of a Certificate of Occupancy. All fees are required to be paid in full prior to service.
4. The Town and WhiteWater will then review the application. The meter size will be determined by WhiteWater at this time. You will be contacted when the review process is completed and approved. You may then pick up your permit and pay the balance of the application fee, which will be based on the meter size, the LF of installed pipe, and any other additional features (ie: hydrants, etc.).



# TOWN OF HUDSON – Engineering Department



12 School Street • Hudson, New Hampshire 03051 • Tel: 603-886-6000 • Fax: 603-816-1291

5. It is the applicant's responsibility to hire a contractor to do the installation of the water service line in accordance with Town service specifications, and pay for all water line installation costs. Copies of the appropriate service details can be found online by viewing the [Water Service Specifications](#) link, or obtained in the Engineering Department of Town Hall.

A street opening permit may be required. Please contact the Hudson Public Works Department for application and processing at 603-886-6018.

The water service must be inspected by one of the Town's technicians or agents prior to backfill. Inspections can be scheduled by calling the Engineering Department at 603-886-6008. It is your responsibility to fence any trenches that must be left open until inspection.

6. Your final step to receiving water service involves the installation of the water meter, remote reader, and turning on the water service. Please contact **WhiteWater at 603-324-8318** to have your meter installed. Note that it is the responsibility of the contractor to provide meter fittings for 5/8", 3/4" and 1" meters in addition to the wire installation, as per the specifications shown on **Sheet 1**. A list of suppliers for the meter fittings and wire is shown on Appendix X. Fittings and wire for 1.5" and 2" meters will still be provided by Town of Hudson through WhiteWater. A remote wire will be installed from the inside meter location to the outside of your building before the 1.5" and 2" meter can be set. If any part of this wire needs to be installed behind sheet rock or in an area that will not be accessible to WhiteWater at the time the meter is set, it will be required by your contractor to install the wire from the meter location to the outside, as shown on Sheet 1. A 48-hour notice is required (business hours) is required.

The Water Department may require a Compound Meter on services that are 2" or larger, that can accurately read both high and low flow rates.

Your meter can not be set until your plumber has installed the internal plumbing to your building in accordance with the service details.

Once the meter is set, then a service turn-on can be scheduled through **WhiteWater at 603-324-8318**. The meter can be set and the water turned on during the same appointment. Again, please be advised that the Water Access fee must be paid prior to service turn-on and/or issuance of a Certificate of Occupancy.





# TOWN OF HUDSON – Engineering Department



12 School Street • Hudson, New Hampshire 03051 • Tel: 603-886-6000 • Fax: 603-816-1291

## High & Low Pressure Conditions

The applicant should be aware that the Town of Hudson has adopted the IRC (International Residential Code). This code addresses high and low pressure conditions for water supply. The applicant must address this issue with their plumber.

## PRV Requirements

If a Pressure Reducing Valve (PRV) is required, the plumber will be required to perform the installation based on WhiteWater's recommendation. It is the responsibility of the property owner to install a suitable expansion tank and a pressure release valve on water heaters on the premises to prevent damage resulting from lack of pressure relief through the water line. WhiteWater may also require the property owner to install increased levels of backflow prevention protection.

## Cross Connection

It is illegal to have a connection between the distribution system and any pipes, pumps, hydrants, fire protection, sprinkler system or tanks whereby non-potable water or other contaminating materials may be discharged or drawn into the water distribution system.

## Separation of Water and Sewer

Water mains shall be installed at least 10-feet horizontally from any existing or proposed sanitary sewer. In cases where it is not practical to maintain a **10-foot separation**, a deviation may be allowed on a case-by-case basis. No water pipe shall pass through or come in contact with any part of a sanitary sewer manhole. The water service or main must be at least **18 inches above** the sewer main or service when crossed.





# TOWN OF HUDSON – Engineering Department



12 School Street • Hudson, New Hampshire 03051 • Tel: 603-886-6000 • Fax: 603-816-1291

## WATER CONNECTION PERMIT APPLICATION (NON-RESIDENTIAL)

**PLEASE NOTE THE FOLLOWING CHANGES EFFECTIVE IMMEDIATELY:**

It will be the responsibility of the costumer to provide meter fittings for 5/8”, 3/4” and 1” meters, see Sheet 1 for additional information. Fittings for 1.5” and 2” meters will still be provided by Town of Hudson through WhiteWater. The costumer shall also be responsible for installing the wire as shown on the attachments.

1. **APPLICANT INFORMATION:** Owner \_\_\_\_\_ Contractor \_\_\_\_\_

NAME: \_\_\_\_\_

ADDRESS: \_\_\_\_\_

TELEPHONE: \_\_\_\_\_ EMAIL: \_\_\_\_\_

BUILDING LOCATION: \_\_\_\_\_

TAX MAP: \_\_\_\_\_ LOT: \_\_\_\_\_

**DRAINLAYER’S LICENSE #:** \_\_\_\_\_ **CONTRACTOR:** \_\_\_\_\_

**A Drainlayer’s License is required for all water mains, service lines and related work in public or private right-of-ways connecting to the Town of Hudson Water Utility.**

OWNER (If different from above): \_\_\_\_\_

OWNER PHONE #: \_\_\_\_\_

By applying for this connection, I agree to abide by all applicable Town, State and Federal requirements.

SIGNATURE: \_\_\_\_\_

For office use:

2a. **APPLICATION PROCESSING FEE:** Amount: **\$100.00**

Date: \_\_\_\_\_ Receipt #: \_\_\_\_\_ Received by: \_\_\_\_\_

2b. **PERMIT FEE:** (Meter/Inspections – per Exhibit A) Amount: \_\_\_\_\_

Date: \_\_\_\_\_ Receipt #: \_\_\_\_\_ Received by: \_\_\_\_\_

2c. **ACCESS FEE:** Amount: \_\_\_\_\_

Date: \_\_\_\_\_ Receipt #: \_\_\_\_\_ Received by: \_\_\_\_\_

**SERVICE TYPE:** NEW RENEWED METER ONLY



# TOWN OF HUDSON – Engineering Department



12 School Street • Hudson, New Hampshire 03051 • Tel: 603-886-6000 • Fax: 603-816-1291

4. DEPARTMENT OF PUBLIC WORKS REVIEW

Street opening permit required: YES \_\_\_\_\_ NO \_\_\_\_\_

SPECIAL CONDITIONS: \_\_\_\_\_

5. TOWN ENGINEER REVIEW (if applicable)

SPECIAL CONDITIONS: \_\_\_\_\_

6. OTHER REQUIREMENTS

BACK FLOW PREVENTER REQUIRED: Yes \_\_\_\_\_ No \_\_\_\_\_

PRESSURE REDUCING VALVE REQUIRED: Yes \_\_\_\_\_ No \_\_\_\_\_

**PRV Requirements:**

If a Pressure Reducing Valve (PRV) is required, the plumber will be required to perform the installation based on WhiteWater’s recommendation. It is the responsibility of the property owner to install a suitable expansion tank and a pressure release valve on water heaters on the premises to prevent damage resulting from lack of pressure relief through the water line. WhiteWater may also require the property owner to install increased levels of backflow prevention protection.

**Meter Fitting Requirements:**

It will be the responsibility of the costumer to provide meter fittings for 5/8”, 3/4” and 1” meters, see Sheet 1 for additional information. Fittings for 1.5” and 2” meters will still be provided by Town of Hudson through WhiteWater. The costumer shall also be responsible for installing the wire as shown on Sheet 1.

Building Location: \_\_\_\_\_

Tax Map: \_\_\_\_\_ Lot: \_\_\_\_\_



# TOWN OF HUDSON – Engineering Department



12 School Street • Hudson, New Hampshire 03051 • Tel: 603-886-6000 • Fax: 603-816-1291

## EXHIBIT 'A'

**1. Application Processing Fee:** **\$100.00**

**2. Meter installation:**

(without fittings)	5/8"	size @	\$250.00
	3/4"	size @	\$350.00
	1"	size @	\$400.00
<b>Meter installation:</b>	1 1/2"	size @	\$800.00
(with fittings)	2"	size @	\$1,050.00
	3"	size @	\$1,050.00
		(plus parts)	

>3" \*Cost to be determined at time of application.

- The Water Department may require a Compound Water Meter on water services that are 2" and larger that can accurately read both high and low flow rates.

Meter Size: \_\_\_\_\_ \$ \_\_\_\_\_

**4. Hydrant:**      Cost per hydrant      # of hydrants

\$85.00      x      \_\_\_\_\_ =      \$ \_\_\_\_\_

**5. Fire Service:**

Inspection Fee @ \$4.00 per L.F. of installed pipe:

\_\_\_\_\_ L.F. x \$4.00 = \$ \_\_\_\_\_

**Total:** \$ \_\_\_\_\_

**6. New customer Water System Access Fee:** \$ \_\_\_\_\_

- \* Set annually - per attached chart.
- \* Must be paid prior to service turn-on.



# TOWN OF HUDSON – Engineering Department



12 School Street • Hudson, New Hampshire 03051 • Tel: 603-886-6000 • Fax: 603-816-1291

## WATER DEMAND FORM

PLUMBING FIXTURES	PIPE SIZE CONNECTION	QUANTITY
Bathtub		
Bedpan Washers		
Combination Sink & Tray		
Dental Unit		
Dental Lavatory		
Drinking Foundation		
Kitchen Sink – 1/2" Connection 3/4" Connection		
Lavatory – 3/8" Connection 3/4" Connection		
Lavatory Tray – 1/2" Connection 3/4" Connection		
Shower Head (Shower On)		
Service Sink – 1/2" Connection 3/4" Connection		
Urinal – Pedestal Flush Valve Wall Flush Valve Trough (2 Ft. Unit)		
Wash Sink (Each Set of Faucets)		
Water Closet – Flush Valve Tank Type		
Dishwasher – 1/2" Connection 3/4" Connection		
Washing Machine – 1/2" Connection 3/4" Connection 1" Connection		
Hose Connection (Wash Down)		
Hose (50 Ft. Wash Down" 1/2" 3/4" 5/8"		
Irrigation *Please give: # of heads Area – Sq. Ft.		



# TOWN OF HUDSON – Engineering Department



12 School Street • Hudson, New Hampshire 03051 • Tel: 603-886-6000 • Fax: 603-816-1291

## FIRE SERVICE

\* You must complete this section if your facility will have a Fire Service/sprinkler system.

SUBDIVISION NAME: \_\_\_\_\_

LOCATION: \_\_\_\_\_

BUILDING # \_\_\_\_\_

SERVICE NO. \_\_\_\_\_

DATE: \_\_\_\_\_

FIRE SERVICE SIZE: \_\_\_\_\_



# TOWN OF HUDSON – Engineering Department

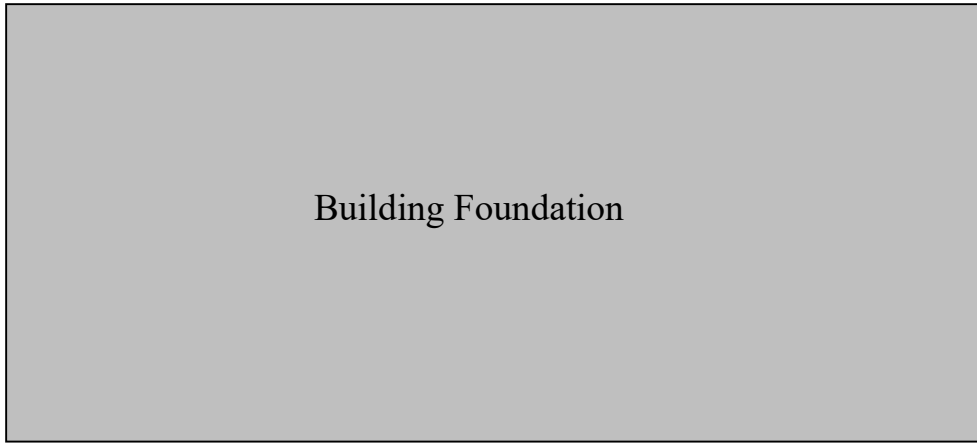
12 School Street • Hudson, New Hampshire 03051 • Tel: 603-886-6000 • Fax: 603-816-1291



## Water Service Sketch

Street Address: \_\_\_\_\_

Map: \_\_\_\_\_ Lot: \_\_\_\_\_



R.O.W. \_\_\_\_\_



Edge of Pavement \_\_\_\_\_

R.O.W. \_\_\_\_\_

Sketch shall show the approximate location of the existing water main, and the location and distance of the proposed water and sewer service.



# **Exhibit 5**

## **Abatement Form**





# TOWN OF HUDSON

## Water Utility



12 School Street Hudson, New Hampshire 03051 Tel: 603-886-6002 Fax: 603-881-3944

### APPLICATION FOR WATER UTILITY ABATEMENT

ABATEMENT # \_\_\_\_\_

\*\*\*\*\* APPLICANT MUST FILL IN ALL SPACES BELOW AND SIGN \*\*\*\*\*

Water Account #: \_\_\_\_\_ Date: \_\_\_\_\_

Name of Applicant: \_\_\_\_\_

Name of Property Owner: \_\_\_\_\_

Address of Property: \_\_\_\_\_

Parcel ID: \_\_\_\_\_ Amount: \$ \_\_\_\_\_

I/We request an Abatement of water charges on the property listed above for the billing period

\_\_\_\_\_, for the following reason(s): \_\_\_\_\_

\_\_\_\_\_

\_\_\_\_\_

\_\_\_\_\_

Signature of Applicant(s): \_\_\_\_\_ Date: \_\_\_\_\_

\_\_\_\_\_ Date: \_\_\_\_\_

Mailing Address: Street: \_\_\_\_\_ Town/City: \_\_\_\_\_

State: \_\_\_\_\_ Zip Code: \_\_\_\_\_ Phone #: \_\_\_\_\_

### RETURN COMPLETED APPLICATION TO THE WATER UTILITY CLERK

Do not write below this line- official use only

Date Received: \_\_\_\_\_ Received By: \_\_\_\_\_

Type of Request:

Monthly Utility Rents: Monthly Fire Service Fee: Water Connection Fee: Water Access Fee:

Total Abatement Amount: \$ \_\_\_\_\_ Refund Amount: \$ \_\_\_\_\_

**ABATEMENT RECOMMENDATION REPORT**

1. Water Utility Department:

Date of Filing: \_\_\_\_\_ Utility Clerk: \_\_\_\_\_

Accuracy check, corrections, and deficiencies: \_\_\_\_\_

\_\_\_\_\_  
\_\_\_\_\_  
\_\_\_\_\_

2. Finance Director:

Finance Director Recommends: Approving Abatement:  Denying Abatement:

Comments: \_\_\_\_\_

\_\_\_\_\_  
\_\_\_\_\_

Signature: \_\_\_\_\_ Date: \_\_\_\_\_

3. Municipal Utility Committee:

Date Submitted and Reviewed : \_\_\_\_\_ - \_\_\_\_\_

Municipal Utility Committee Recommends: Approving Abatement:  Denying Abatement:

Comments: \_\_\_\_\_

\_\_\_\_\_  
\_\_\_\_\_

Signature: \_\_\_\_\_ Date: \_\_\_\_\_

Recommended Total Abatement/Refund Amount: \$ \_\_\_\_\_

4. Board of Selectman: Granted:  Denied:  Date: \_\_\_\_\_

5. Date Notification Letter Sent to Applicant: \_\_\_\_\_

6. Date Copy given to the Sewer Utility Department: \_\_\_\_\_

## **Exhibit 6**

# **Policies & Procedure for Public & Private Fire Hydrants**





# TOWN OF HUDSON

## Hudson Water Utility



12 School Street • Hudson, New Hampshire 03051 • Tel: 603-886-6008 • Fax: 603-816-1291

### **POLICIES & PROCEDURES FOR PUBLIC AND PRIVATE FIRE HYDRANTS**

Fire hydrants: Ownership, installation, maintenance replacement (see Section III.H of the “Rules & Regulations”), and fees:

1. All new hydrants in the Town of Hudson are Metropolitan M-94 or Super Centurion A 423- 5 ¼” valves opening left counter clockwise.
2. All hydrants will be connected to the main through a readily accessible, separate gate valve.
3. Hydrants may be owned publicly (by the Hudson Water Utility) or by a private entity.
  - a) Hydrants located in public right of way are considered Town owned.
  - b) Hydrant located on private property or privately owned sites are considered privately.
4. The Hudson Water Utility will inspect **all** hydrants, public and private, twice a year. The two inspections consist of the “dry” and “wet” procedure. Inspection data is categorized and maintained by the O&M contractor, White Water Inc.
  - a) Maintenance shall be conducted in accordance with best industry standards and current NFPA 25 STANDARD FOR THE INSPECTION, TESTING AND MAINTENANCE OF WATER BASED-FIRE PROTECTION SYSTEMS.
5. Public hydrants owned by the Hudson Water Utility are maintained, repaired and/or replaced as needed by the Hudson Water Utility.
6. Privately owned hydrants: each owner on whose property, the privately owned hydrant is located must maintain the hydrant(s) functional. Each owner is responsible for keeping said hydrants in good working order and accessible.

When the Hudson Water Utility through its annual inspections notes deficiencies in private hydrant conditions, it is the responsibility of the hydrant owner to make corrections promptly. Hudson Water Utility will notify the owner in writing and the response will be expected in writing.

Fire and Engineering Department, in addition to WhiteWater, will be copied on the electronic correspondence. Replacement of hydrants may be completed by the Hudson Water Utility at the owner's expense.

7. Snow removal for private hydrants is the responsibility of the owner. A contractor hired by the Hudson Public Works Department conducts snow removal for public hydrants.
8. Hydrants are painted and repainted by the O&M contractor White Water Inc, on a scheduled basis. All hydrant bodies are painted yellow with caps painted as follows:

BLUE for 1,500 GPM or more  
GREEN for 1,000 GPM – 1,499 GPM  
ORANGE for 500 GPM – 999 GPM  
RED for less than 500 GPM  
BLACK STEAMER for nonworking hydrants-instead of orange bags

\*As outlined by current NFPA standard

The installation applicant pays for initial hydrant painting. This is paid for at the time of the pre-construction meeting for subdivisions or at the time a water service connection application is made for development sites.

9. Location flags are provided by The Hudson Water Utility through O&M contractor WhiteWater Inc, or the Fire Department, and are attached at the time hydrants are painted. Cost for hydrant flags in new development(s) is the developers/owners responsibility.
10. Hydrant locations are determined by the Hudson Fire Department in coordination with the Hudson Engineering Department and the O&M contractor White Water Inc.

A property owner/developer submits three (3) hydrant location plans. These are reviewed and approved by the Fire Department and then signed by the Fire Department, Engineering Department and the owner/developer. Each entity will receive a copy of the signed "hydrant plan". Any change to this after initial approval must go through the same approval process.

The "rule of thumb" for hydrant spacing is:

- 300 feet from each other, for high-density areas.
  - 500 feet from each other, for commercial industry areas.
  - 800 feet from each other, apart for residential areas.
11. Fire flow tests are to be requested and scheduled through the Engineering Department. Typically these are required to be done at "off peak" times. A Hudson



Water Utility O&M representative shall be notified prior to testing and could be required to be present.

12. If there is a fire department sprinkler connection on any building, it will be located no less than 100 feet nor more than 200 feet from a fire hydrant. There will be no parking spaces, trees or bushes in front of any fire hydrants or fire department connections in accordance with a nationally accepted practice found in applicable NFPA standards.
13. A proper water supply must be made available prior to any construction where there are combustible materials. The water flow data for each fire hydrant must be submitted to the Fire Prevention Division and Engineering Department prior to the issuance of any building permits in accordance with **current NFPA standard**.
14. Public and private hydrants shall be accessed only by the Fire Department and Hudson Water Utility staff. The only public fire hydrant access allowed will be for seasonal construction meters installation through a permit application at the Engineering Department.
15. Water Utility Hydrant Fee/ Fire Access Charge

Town of Hudson shall be responsible for the public hydrants, located on public right of way and served by accepted water lines. Private hydrants, located within private properties or served by main service lines, shall be the responsibility of private owner.

Fire Service Fee Matrix

<u>Service Size</u>	<u>Monthly Rate</u>
2"	\$11.94
3"	\$26.87
4"	\$47.77
6"	\$107.50
8"	\$191.10
10"	\$298.58
12"	\$429.97
Private Hydrant	\$77.63
Public Hydrant	\$16.2

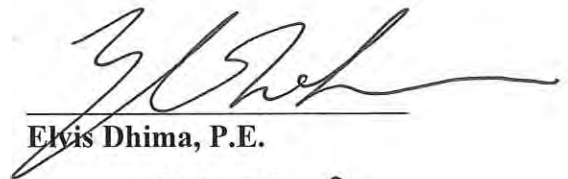
**Fire Department Chief**



**Robert M. Buxton**

Date: 3/20/19

**Town Engineer**



**Elvis Dhima, P.E.**

Date: 3/26/19



## **Exhibit 7**

### **Drainlayer's License Application**





# TOWN OF HUDSON DPW

## APPLICATION FOR A DRAINLAYER'S LICENSE



2 Constitution Drive • Hudson, New Hampshire 03051 • Tel: 603-886-6018 • Fax: 603-594-1143

I/We \_\_\_\_\_.

Phone Number: \_\_\_\_\_ Email \_\_\_\_\_.

Hereby apply for a Drainlayer's License, in accordance with the Town of Hudson Sewer and Water Ordinance. The applicant must be familiar with applicable ordinances and regulations including Hudson Engineering Specifications, Sewer & Water Ordinance and New Hampshire State Requirements.

For due consideration by the Department of Public Works and Engineering Department, the applicant must enclose a list of references, stating the name, location, scope, and size of prior work done. Applicant will file with Engineering Office. **This license shall be applicable to all drainage, sewer, and water mains and services related work in public and private right of way connecting to any Town of Hudson Utilities. This shall exclude single family sewer/ drainage services installation from the property line/cleanout to foundation by homeowner.**

### 1. Certificate of Insurance Coverage

- 1) Public Liability Insurance for bodily injury of \$25,000 for one person, and \$100,000 for each occurrence.
- 2) Property Damage \$25,000/\$100,000 aggregate. Coverage shall include underground explosion, collapse hazard, and damage to utilities.
- 3) Worker's Compensation Insurance to the protection of employees.
- 4) Insurance company shall notify the Department of Public Works or Engineering Department of any change and/or termination in the coverage at least 10 days prior to the date of the change and/or termination.
- 5) A bond payable to the Town of Hudson in the sum of, no less than \$10,000.

### 2. Annual License Fee

A \$250.00 non-refundable fee is required, for the license term, January 1 - December 31. Bond or insurance coverage termination or expiration will automatically cancel the Drainlayer's License.

Signature, Title of Lienholder \_\_\_\_\_ Date \_\_\_\_\_

Director of Public Works \_\_\_\_\_ Date \_\_\_\_\_

Town Engineer \_\_\_\_\_ Date \_\_\_\_\_

## **DRAINLAYER'S LICENSE REQUIREMENTS**

- a. In accordance with
  - Sewer Ordinance 77, Article 15
  - Water Ordinance 274, Water Utility Policies and Procedure Section VIII
- b. Before approval by the Public Works and Engineering Departments, a drainlayer shall submit an application for review.

Part of the application shall include identification of experience in performing sewer installation, including:

- experience
  - type of work done
  - size of projects done
  - at least 3 references (municipality references preferred)
- c. Applicants for a Drainlayer's License will be notified of issuance of license in writing. Such license shall be good during the calendar year unless revoked sooner.
  - d. Licensed drainlayers shall:
    - Execute a bond issued to the Town in the sum of ten thousand dollars (\$10,000.00) to be approved by the Public Works or Engineering Department.
    - Comply, to the satisfaction of the Public Works and Engineering Department, with the Town ordinances and/or rules for which the work is performed.
    - Insure that the excavation is properly guarded at all times for the protection of the public.
    - Ensure that all connections and joints in every private sewer are properly constructed, and leave no obstruction of any kind in any sewer line; and
    - A Hold Harmless agreement to the Town of Hudson must be in place to indemnify any liability for injuries resulting from neglect, carelessness or incompetency in constructing, repairing or connecting any private sewer, or properly fencing or lighting any excavation or obstruction, or in performing any other work connected therewith.

## **Exhibit 8**

# **Temporary Water Meter Permit Application**







# TOWN OF HUDSON – Engineering Department



12 School Street • Hudson, New Hampshire 03051 • Tel: 603-886-6000 • Fax: 603-816-1291

## TEMPORARY WATER METER PERMIT APPLICATION

### APPLICANT INFORMATION:

CONTRACTOR NAME: \_\_\_\_\_

ADDRESS: \_\_\_\_\_

TELEPHONE: \_\_\_\_\_ EXT: \_\_\_\_\_

CONTRACTOR PHONE: \_\_\_\_\_

HYDRANT LOCATION: \_\_\_\_\_

TAX MAP: \_\_\_\_\_ LOT: \_\_\_\_\_

**Application processing fee must accompany permit application.**

BY APPLYING FOR THIS CONNECTION, I AGREE TO ABIDE BY ALL APPLICABLE TOWN, STATE AND FEDERAL REQUIREMENTS:

All temporary Water Meters will be installed and removed by the Hudson Water Utility.

The application fee of **\$200.00** will cover the cost of the installation and removal of the meter and the required backflow preventer. The Town of Hudson will also charge a **\$3.00/day rental fee** for this equipment. It is the responsibility of the applicant to pay that rental fee, along with the water usage charge, which will be calculated and invoiced once the meter is removed. The water usage rate is \$3.30/HCF (748 gallons per HCF). The water usage and rental fees will be billed by the Water Department.

The meter installation and removal can be scheduled by calling WhiteWater at 603-324-8318, 24 business-hours after the permit has been pulled.

SIGNATURE: \_\_\_\_\_

For office use:

**APPLICATION PROCESSING FEE:** Amount: **\$200.00**  
Date: \_\_\_\_\_ Receipt #: \_\_\_\_\_ Received by: \_\_\_\_\_



# TOWN OF HUDSON – Engineering Department



12 School Street • Hudson, New Hampshire 03051 • Tel: 603-886-6000 • Fax: 603-816-1291

For office use:

Approved \_\_\_\_\_  
Engineering Department Date

Comments/Stipulations:

\_\_\_\_\_  
\_\_\_\_\_

Approved \_\_\_\_\_  
Fire Department Date

Comments/Stipulations:

\_\_\_\_\_  
\_\_\_\_\_

Location: \_\_\_\_\_

Tax Map: \_\_\_\_\_ Lot: \_\_\_\_\_

Installation Date: \_\_\_\_\_ Removal Date: \_\_\_\_\_

Total # of Days: \_\_\_\_\_ X \$3.00/Day Rental Fee: \_\_\_\_\_

## **Exhibit 9**

### **Typical Water Details**

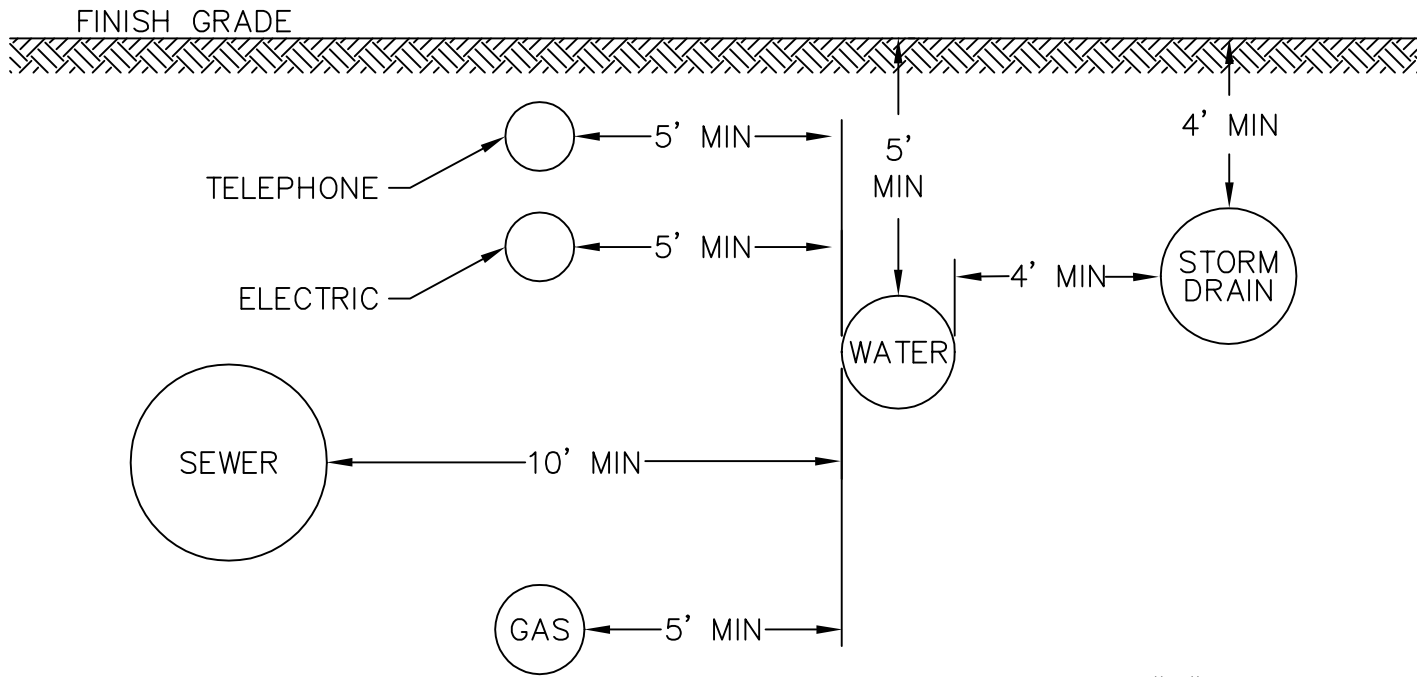


## **Water Details**

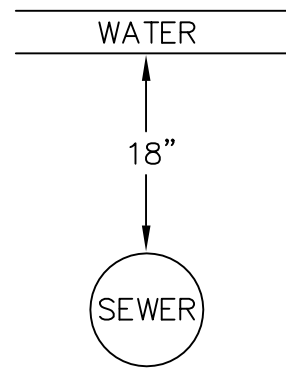
<b>Detail</b>	<b>Name</b>
W-1	Utility Separation (Main) Detail
W-2	Water Trench
W-3	Water 1" Release Valve Installation On Ductile Iron
W-4	Water 2" Release Valve Installation On Ductile Iron
W-5	Water Release Valve Installation On PVC
W-6	Water Tee Installation
W-7	Water Thrust Block Behind Fittings Installation
W-8	Water End Of Main Installation
W-9	Water Valve Box Detail
W-10	Water Hydrant Installation
W-11	Utility Separation (Service) Detail
W-12	1-1/2" – 2" Water Service and Valve Box Installation
W-13	Water Service Box Detail in Paved Areas Including Driveways
W-14	Water Service Meter Installation
W-15	Water Slab Construction
W-16	Catch Basin Insulation Detail
W-17	Storm Drain / Water Main Parallel Runs - Elevation View
W-18	Storm Drain / Water Main Intersecting Runs - Elevation View
W-19	Copper Water Service on PVC and Transite Mains
W-20	1" Water Service and Valve Box Installation
W-21	Large Water Service and/or Tapping Sleeve
W-22	Fire Water Service Installation with Standard Foundations
W-23	Fire Service Installation with Slab Foundations
W-24	Domestic Water Service Tapped Off Fire Service
W-25	1-1/2" Through 2" Water Service Entrance
W-26	Fire Service Entrance
W-27	Combined Fire Domestic Water Service Entrance
W-28	Fire Service With Yard Hydrants
W-29	Manufactured Housing or Slab Water Service Entrance
W-30	Domestic Irrigation Water Service Meter Installation



DRAWING: \\HD-FILES\RYTH\ENGINEERING\WATER\0-WATER RULES AND REGULATIONS\NEW\ENGINEERING WATER DETAILS.DWG [MODEL]




INSERT "A"



**NOTES:**

1. ALL MATERIALS AND INSTALLATION PROCEDURES WILL CONFORM TO TOWN OF HUDSON TECHNICAL SPECIFICATIONS.
2. ALL WATER MAINS SHOULD HAVE A MINIMUM DEPTH OF 5' FROM TOP OF PIPE TO FINISH GRADE.
3. SEE DETAIL A-2 FOR TRENCH DETAIL.
4. SEE DETAIL A-11 FOR OUTSIDE SERVICE ENTRANCE DETAIL.
4. AT CROSSINGS WHERE 10' HORIZONTAL SEPERATION IS NOT POSSIBLE, 18" VERTICAL SEPERATION SHALL BE PROVIDED. SEE INSERT "A".

DRAWINGS COURTESY PENNICHUCK WATER WORKS.

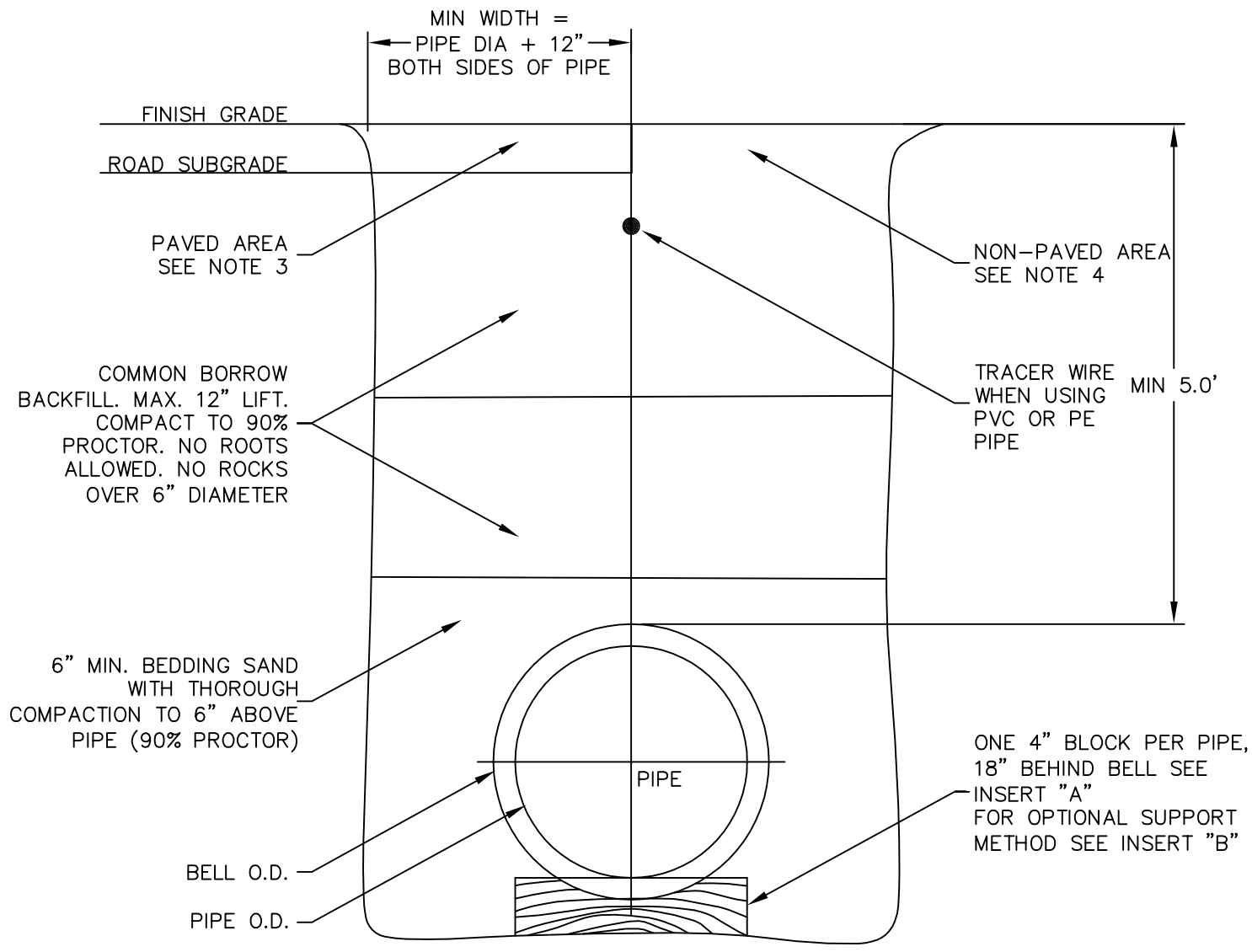


TOWN OF HUDSON  
 12 SCHOOL STREET  
 HUDSON, NH 03051

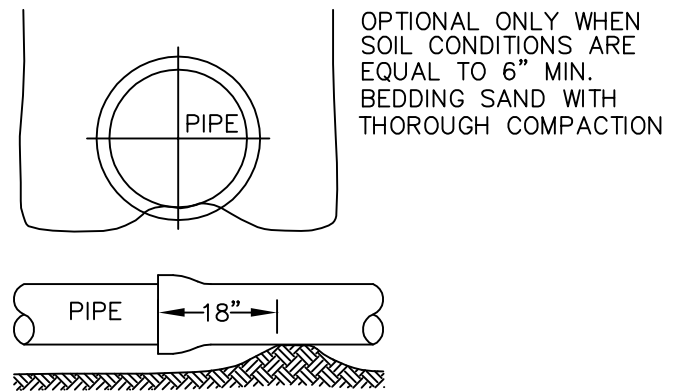
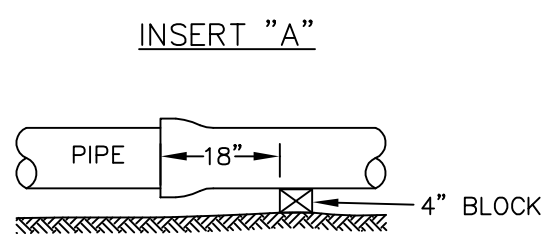
DETAIL W-1  
 WATER UTILITY SEPARATION  
 REV: 2019

SCALE: NTS

DRAWING: \\HD-FILESRVTH\ENGINEERING\WATER\0-WATER RULES AND REGULATIONS\NEW\ENGINEERING WATER DETAILS.DWG [MODEL]




INSERT "B"



NOTES:

- 1. ALL MATERIALS AND INSTALLATION PROCEDURES WILL CONFORM TO TOWN OF HUDSON TECHNICAL SPECIFICATIONS.
- 2. ALL PIPE SHOULD HAVE A MINIMUM DEPTH OF 5' FROM TOP OF PIPE TO FINISH GRADE.
- 3. REQUIREMENTS FOR SUBBASE AND BASE MATERIAL TYPE ARE TO BE IN ACCORDANCE WITH TOWN OF HUDSON STANDARDS. SEE DEATIL R-1.
- 4. REQUIREMENTS FOR GRAVEL, LOAM AND/OR SEED ARE TO BE IN ACCORDANCE WITH TOWN OF HUDSON STANDARDS. SEE DETAIL.

DRAWINGS COURTESY  
PENNICHUCK WATER  
WORKS.



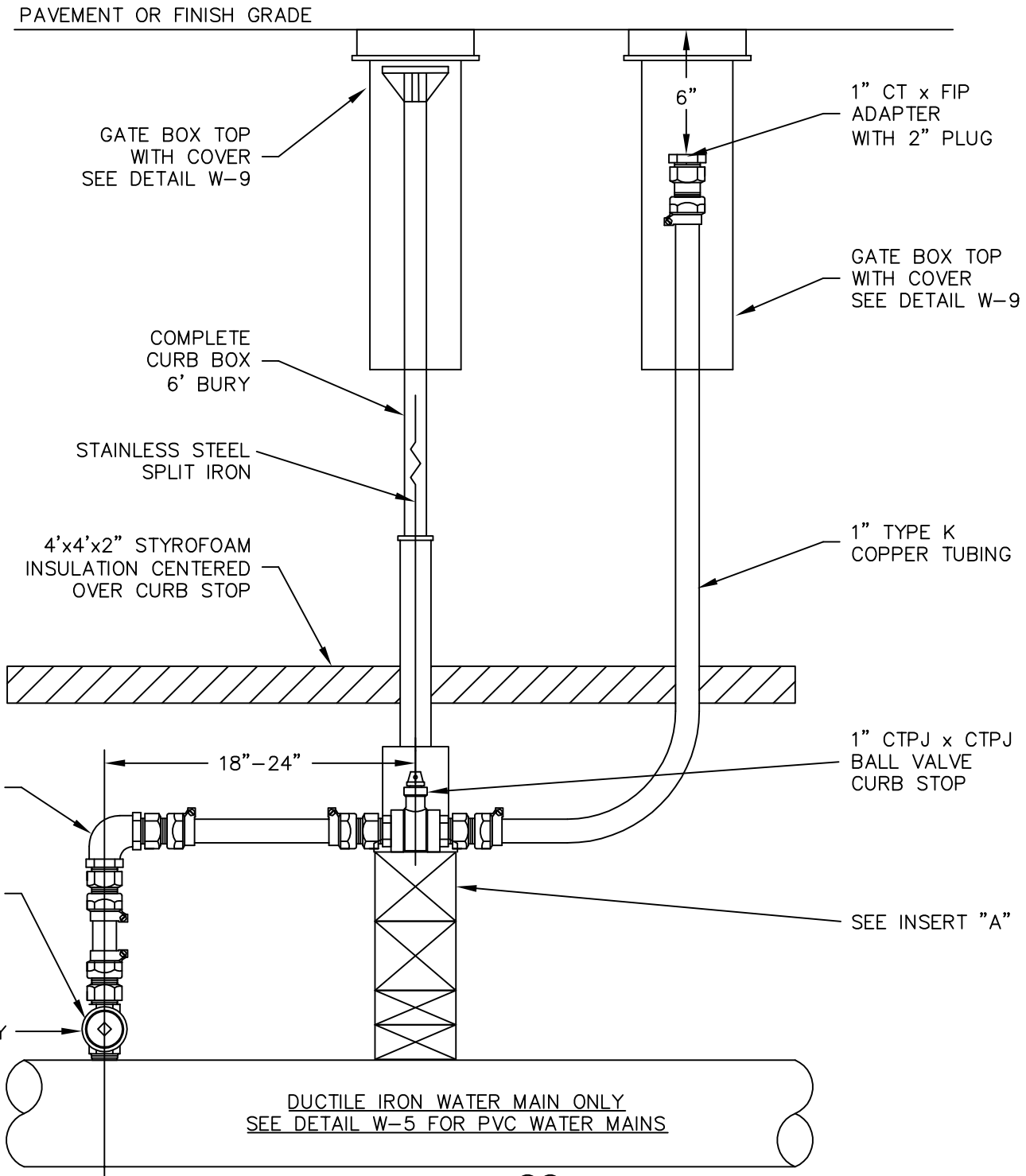
TOWN OF HUDSON  
12 SCHOOL STREET  
HUDSON, NH 03051

DETAIL W-2  
WATER TRENCH  
REV: 2019

SCALE: NTS



DRAWING: \\HD-FILES\RVTH\ENGINEERING\WATER\0-WATER RULES AND REGULATIONS\NEW\ENGINEERING WATER DETAILS.DWG [MODEL]

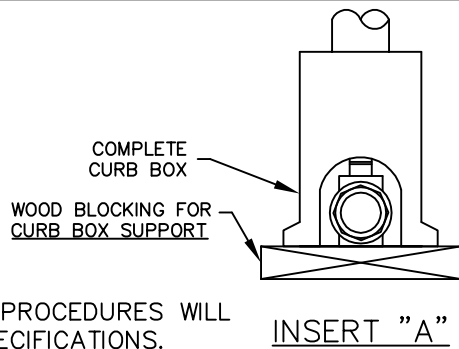


1" BRASS FIP BEND


1" CC x MIP BALL PATTERN CORPORATION SEE NOTE 2

24" MIN FROM ANY FITTING

DUCTILE IRON WATER MAIN ONLY  
SEE DETAIL W-5 FOR PVC WATER MAINS



- NOTES:**
1. ALL MATERIALS AND INSTALLATION PROCEDURES WILL CONFORM TO P.W.W. TECHNICAL SPECIFICATIONS.
  2. WATER MAIN MAY BE DIRECT TAPPED WHEN IT IS 6" OR LARGER DUCTILE IRON.
  3. SEE DETAIL W-5 FOR INSTALLATION ON PVC WATER MAINS.

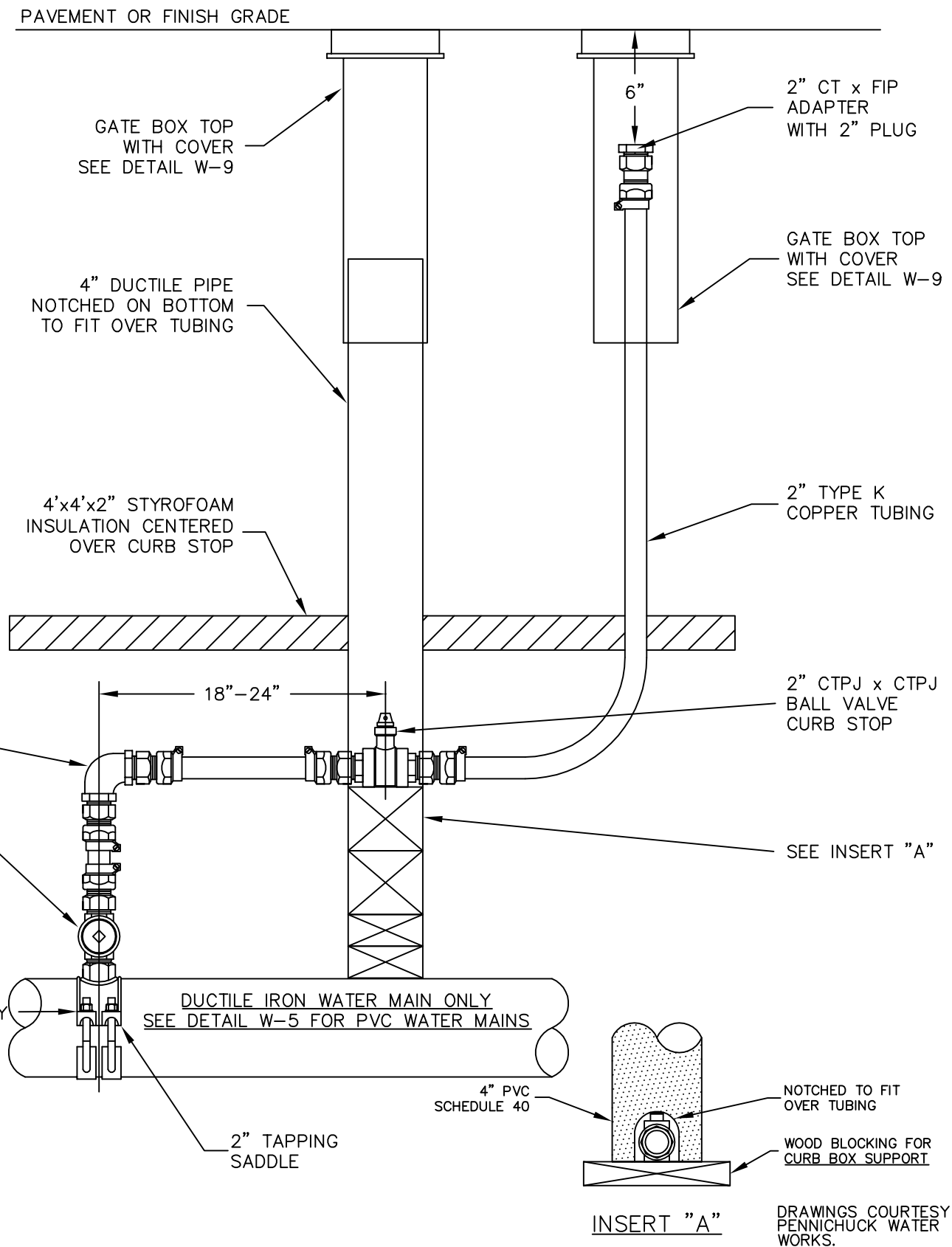


TOWN OF HUDSON  
12 SCHOOL STREET  
HUDSON, NH 03051

DETAIL W-3  
WATER 1" RELEASE VALVE  
INSTALLATION ON DUCTILE IRON  
REV: 2019 SCALE: NTS

DRAWINGS COURTESY PENNICHUCK WATER WORKS.


DRAWING: \\HD-FILESRVTH\ENGINEERING\WATER\0-WATER RULES AND REGULATIONS\NEW\ENGINEERING WATER DETAILS.DWG [MODEL]



**NOTES:**

1. ALL MATERIALS AND INSTALLATION PROCEDURES WILL CONFORM TO TOWN OF HUDSON TECHNICAL SPECIFICATIONS.
2. WATER MAIN MAY BE DIRECT TAPPED WHEN IT IS 16" OR LARGER DUCTILE IRON.
3. SEE DETAIL W-5 FOR INSTALLATION ON PVC WATER MAINS.

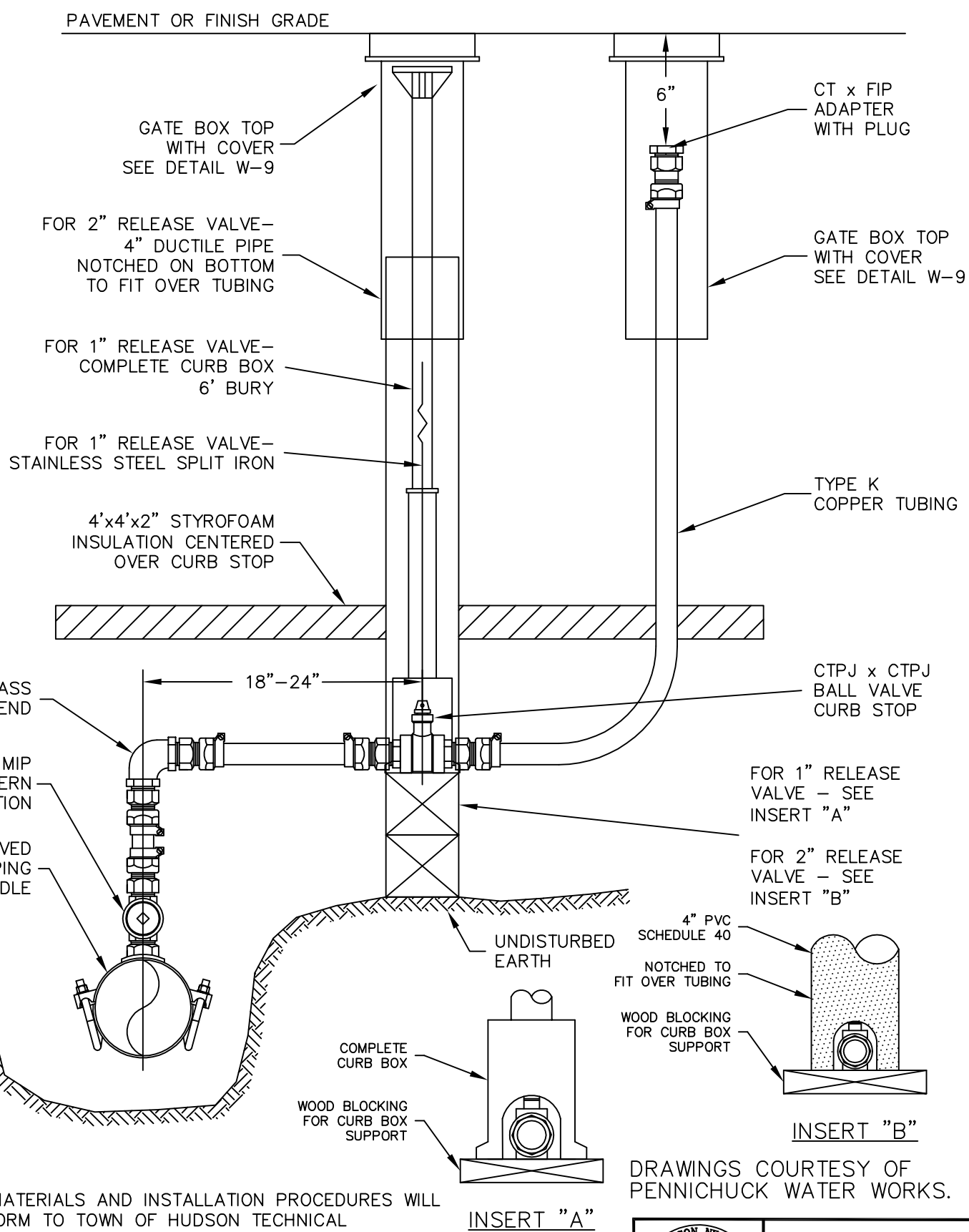
INSERT "A"  
DRAWINGS COURTESY PENNICHUCK WATER WORKS.



TOWN OF HUDSON  
12 SCHOOL STREET  
HUDSON, NH 03051


DETAIL W-4  
WATER 2" RELEASE VALVE  
INSTALLATION ON DUCTILE IRON  
REV: 2019 SCALE: NTS

DRAWING: \\HD-FILES\RVTH\ENGINEERING\WATER\0-WATER RULES AND REGULATIONS\NEW\ENGINEERING WATER DETAILS.DWG [MODEL]



- NOTES:**
1. ALL MATERIALS AND INSTALLATION PROCEDURES WILL CONFORM TO TOWN OF HUDSON TECHNICAL SPECIFICATIONS.
  2. IF TAPPING SADDLE IS 1", SEE DETAIL W-3 FOR SIZE OF FITTINGS AND APPROPRIATE GATE BOX TYPE.
  3. IF TAPPING SADDLE IS 2", SEE DETAIL W-4 FOR SIZE OF FITTINGS AND APPROPRIATE GATE BOX TYPE
  4. SEE DETAILS W-3 AND W-4 FOR INSTALLATION ON DUCTILE IRON WATER MAINS.

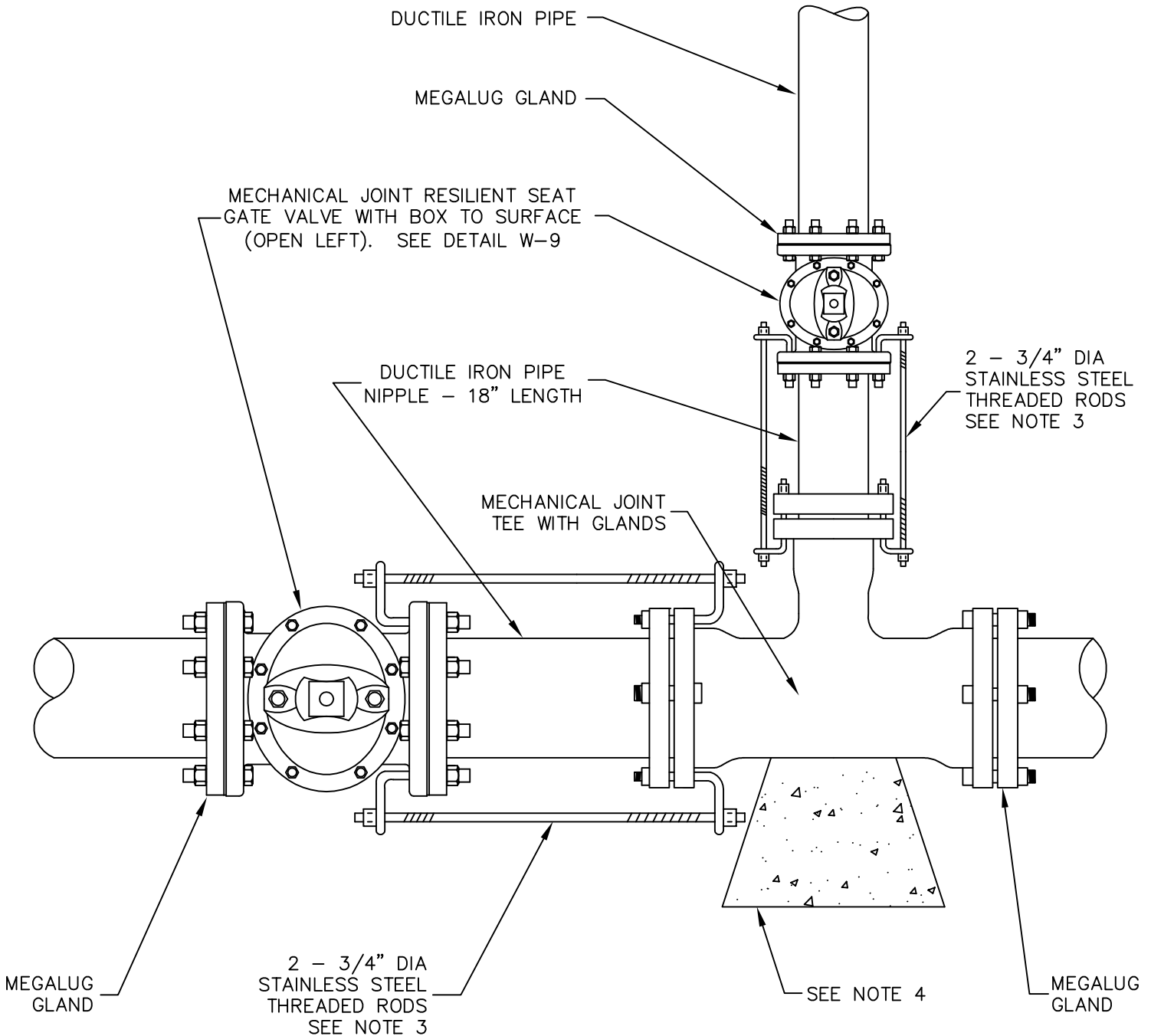
DRAWINGS COURTESY OF PENNICHUCK WATER WORKS.



**TOWN OF HUDSON**  
 12 SCHOOL STREET  
 HUDSON, NH 03051

DETAIL W-5  
 WATER RELEASE VALVE  
 INSTALLATION ON PVC  
 REV: 2019 SCALE: NTS


DRAWING: \\HD-FILES\RVTH\ENGINEERING\WATER\0-WATER RULES AND REGULATIONS\NEW\ENGINEERING WATER DETAILS.DWG [MODEL]



**NOTES:**

1. ALL MATERIAL AND INSTALLATION PROCEDURES WILL CONFORM TO TOWN OF HUDSON TECHNICAL SPECIFICATIONS.
2. ALL PIPE SHOULD HAVE A MINIMUM DEPTHS OF 5' FROM TOP OF PIPE TO FINISH GRADE.
3. ALL THREADED RODS AND NUTS MUST BE STAINLESS STEEL.
4. MIN 2'x2'x4' PRECAST CONCRETE THRUST BLOCK MAY BE USED WITH P.W.W. APPROVAL OR CONCRETE THRUST BLOCK POURED AGAINST UNDISTURBED EARTH - SIZE TO BE BASED ON SIZE OF FITTING AND PRESSURE IN WATER MAIN. SEE DETAIL W-7.

DRAWINGS COURTESY OF PENNICHUCK WATER WORKS.



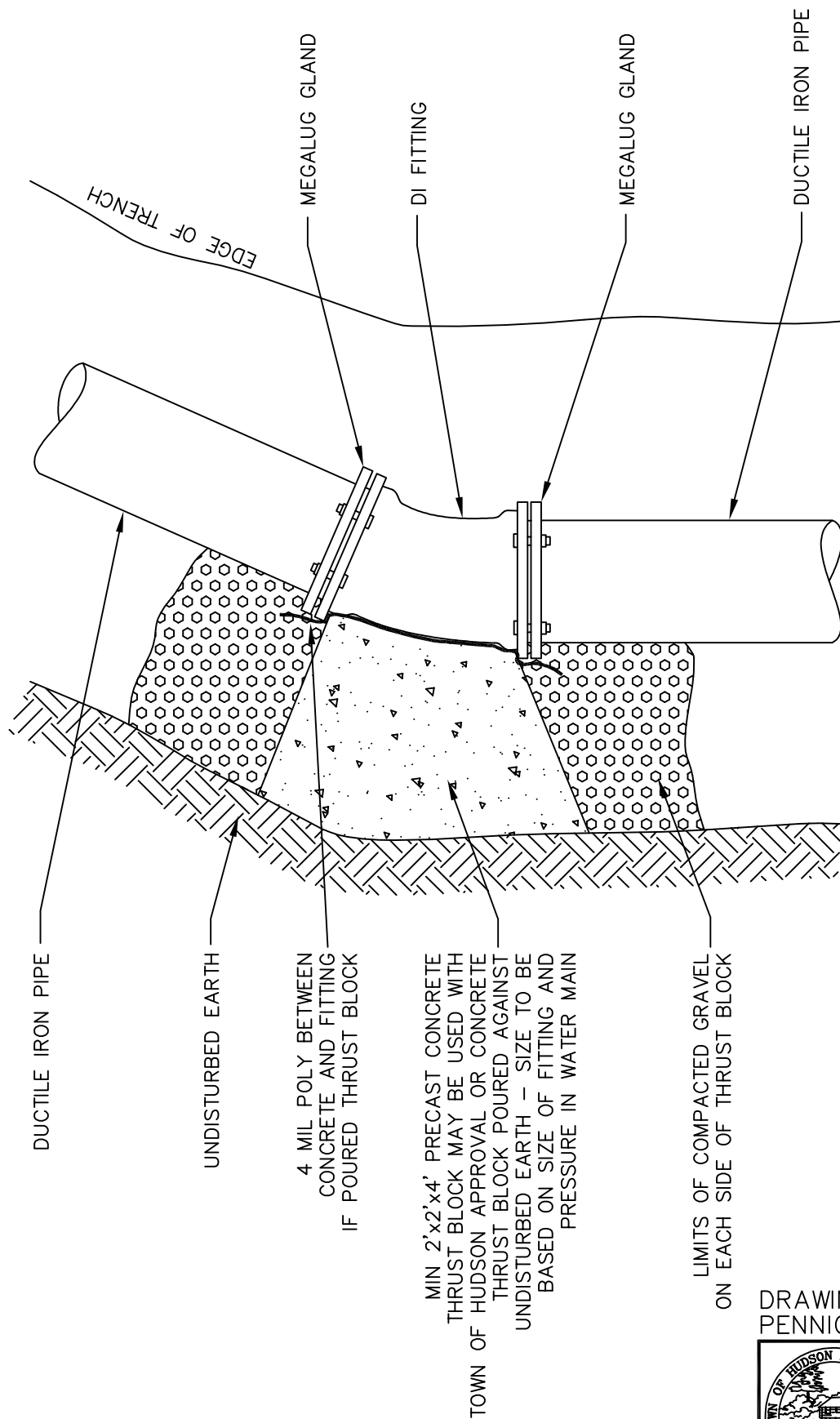
TOWN OF HUDSON  
 12 SCHOOL STREET  
 HUDSON, NH 03051

DETAIL W-6

WATER TEE INSTALLATION

REV: 2019

SCALE: NTS



- NOTES:**
1. ALL MATERIAL AND INSTALLATION PROCEDURES WILL CONFORM TO TOWN OF HUDSON TECHNICAL SPECIFICATIONS.
  2. ALL PIPE SHOULD HAVE A MINIMUM DEPTH OF 5' FROM TOP OF PIPE TO FINISH GRADE.

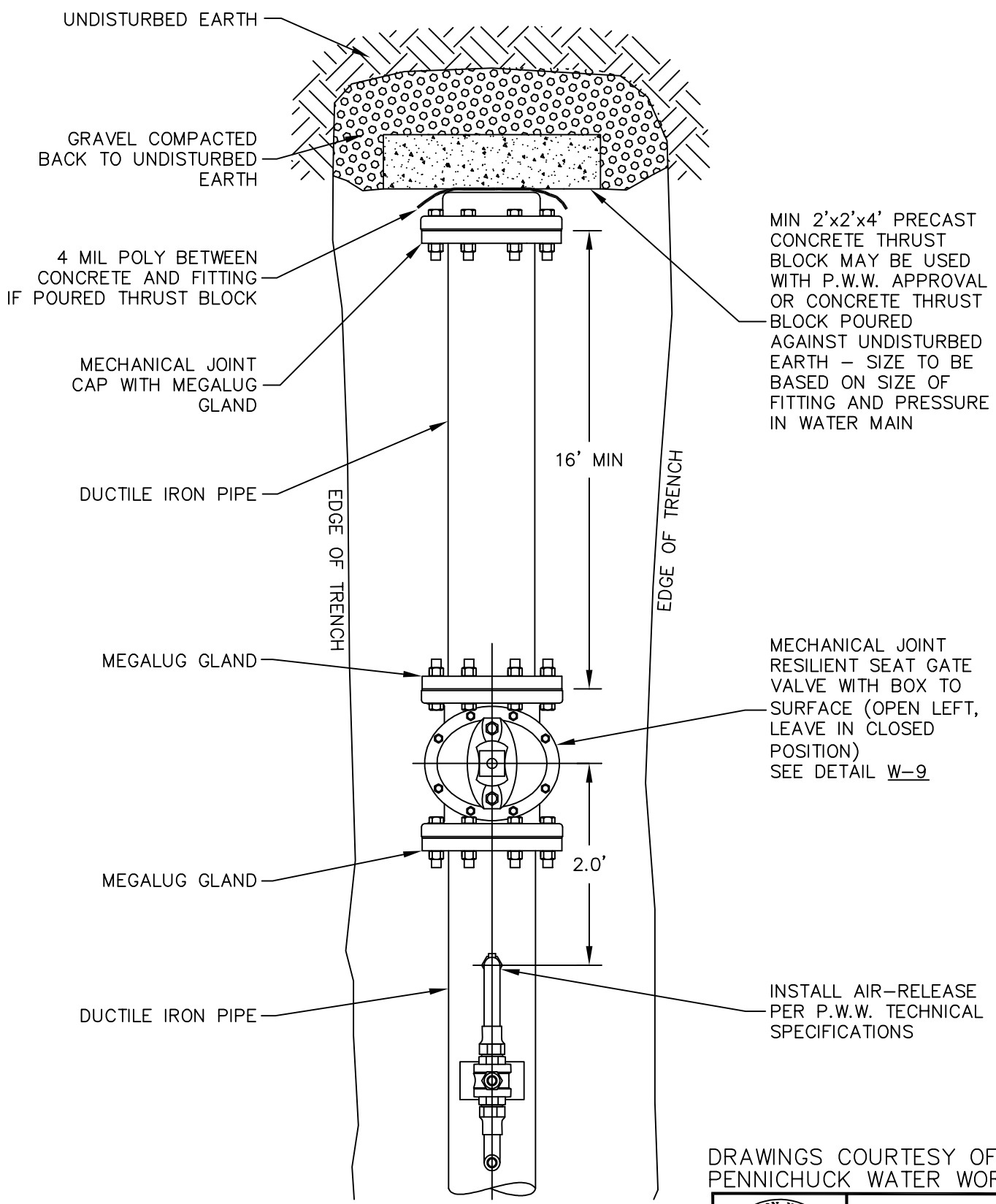
DRAWINGS COURTESY OF PENNICHUCK WATER WORKS.



TOWN OF HUDSON  
12 SCHOOL STREET  
HUDSON, NH 03051

DETAIL W-7  
WATER THRUST BLOCK  
BEHIND FITTINGS INSTALLATION  
REV: 2019 SCALE: NTS

DRAWING: \\HD-FILES\RVTH\ENGINEERING\WATER\0-WATER RULES AND REGULATIONS\NEW\ENGINEERING WATER DETAILS.DWG [MODEL]



MIN 2'x2'x4' PRECAST CONCRETE THRUST BLOCK MAY BE USED WITH P.W.W. APPROVAL OR CONCRETE THRUST BLOCK POURED AGAINST UNDISTURBED EARTH - SIZE TO BE BASED ON SIZE OF FITTING AND PRESSURE IN WATER MAIN


MECHANICAL JOINT RESILIENT SEAT GATE VALVE WITH BOX TO SURFACE (OPEN LEFT, LEAVE IN CLOSED POSITION) SEE DETAIL W-9

INSTALL AIR-RELEASE PER P.W.W. TECHNICAL SPECIFICATIONS

**NOTES:**

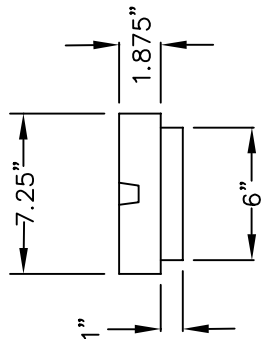
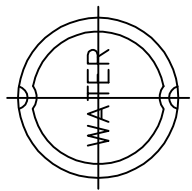
1. ALL MATERIALS AND INSTALLATION PROCEDURES WILL CONFORM TO TOWN OF HUDSON TECHNICAL SPECIFICATIONS.
2. ALL PIPE SHOULD HAVE A MINIMUM DEPTH OF 5' FROM TOP OF PIPE TO FINISH GRADE.

DRAWINGS COURTESY OF PENNICHUCK WATER WORKS.



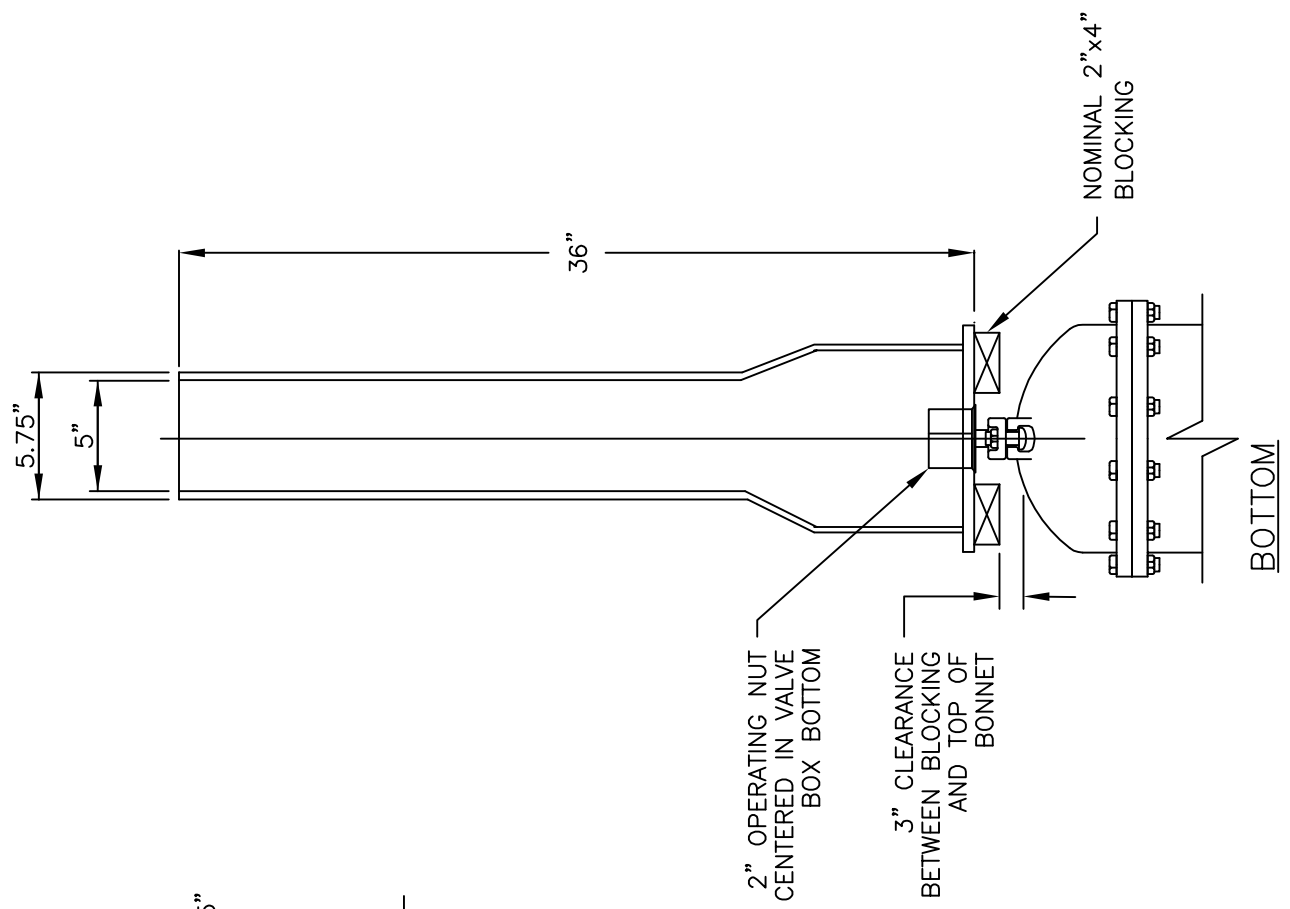
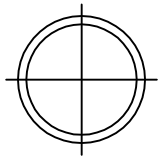
TOWN OF HUDSON  
12 SCHOOL STREET  
HUDSON, NH 03051

DETAIL W-8  
*WATER END OF MAIN INSTALLATION*  
REV: 2019 SCALE: NTS



DROP STYLE COVER

NOTE: COVER MUST BE MARKED "WATER"

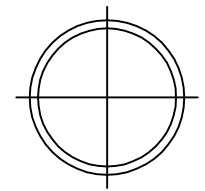
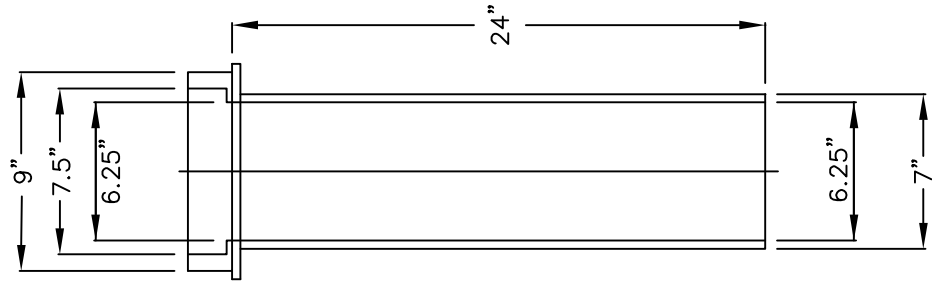
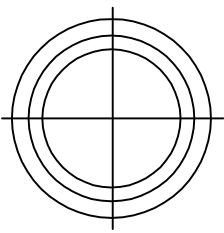


2" OPERATING NUT  
CENTERED IN VALVE  
BOX BOTTOM

3" CLEARANCE  
BETWEEN BLOCKING  
AND TOP OF  
BONNET

NOMINAL 2" x 4"  
BLOCKING


BOTTOM



TOP

\* PARTS FOR STANDARD 5" VALVE BOX COMPLETE, LONGER PARTS AVAILABLE IF NECESSARY

DRAWINGS COURTESY OF PENNICHUCK WATER WORKS.

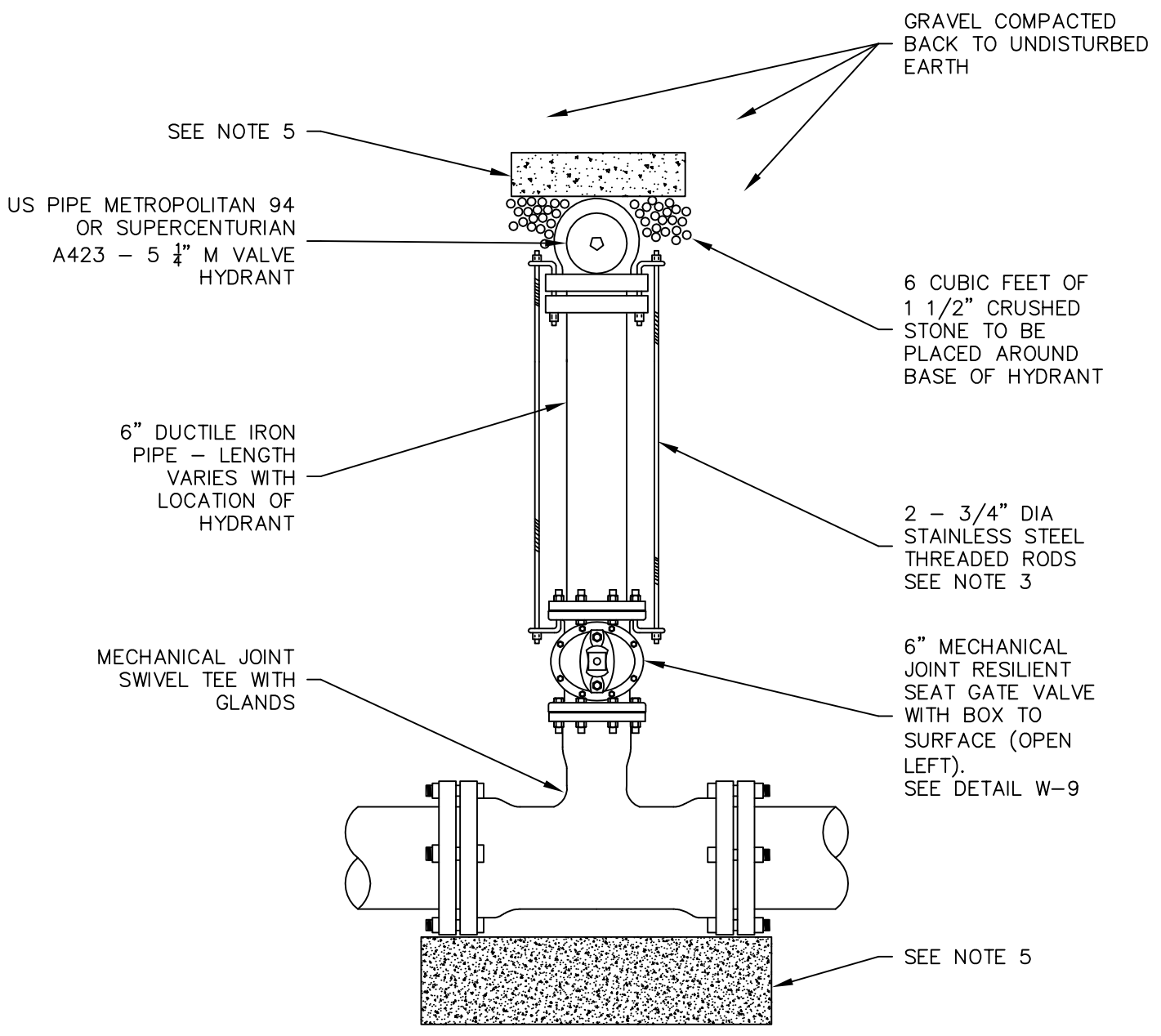


TOWN OF HUDSON  
12 SCHOOL STREET  
HUDSON, NH 03051

DETAIL W-9  
WATER VALVE BOX  
REV: 2019

SCALE: NTS


DRAWING: \\HD-FILES\RVTH\ENGINEERING\WATER\0-WATER RULES AND REGULATIONS\NEW\ENGINEERING WATER DETAILS.DWG [MODEL]



**NOTES:**

1. ALL MATERIALS AND INSTALLATION PROCEDURES WILL CONFORM TO TOWN OF HUDSON TECHNICAL SPECIFICATIONS.
2. ALL PIPE SHOULD HAVE A MINIMUM DEPTH OF 5' FROM TOP OF PIPE TO FINISH GRADE.
3. ALL THREADED RODS AND NUTS MUST BE STAINLESS STEEL.
4. WHEN DISTANCE FROM WATER MAIN TO HYDRANT IS MORE THAN 10', SUBSTITUTE MEGALUGS IN LIEU OF THREADED ROD OR GRIP RINGS.
5. MIN OF 2-2'x2'x4' PRECAST CONCRETE THRUST BLOCK MAY BE USED WITH TOWN OF HUDSON APPROVAL OR CONCRETE THRUST BLOCK POURED AGAINST UNDISTURBED EARTH - SIZE TO BE BASED ON SIZE OF FITTING AND PRESSURE IN WATER MAIN. SEE DETAIL W-7.

DRAWINGS COURTESY OF PENNICHUCK WATER WORKS.

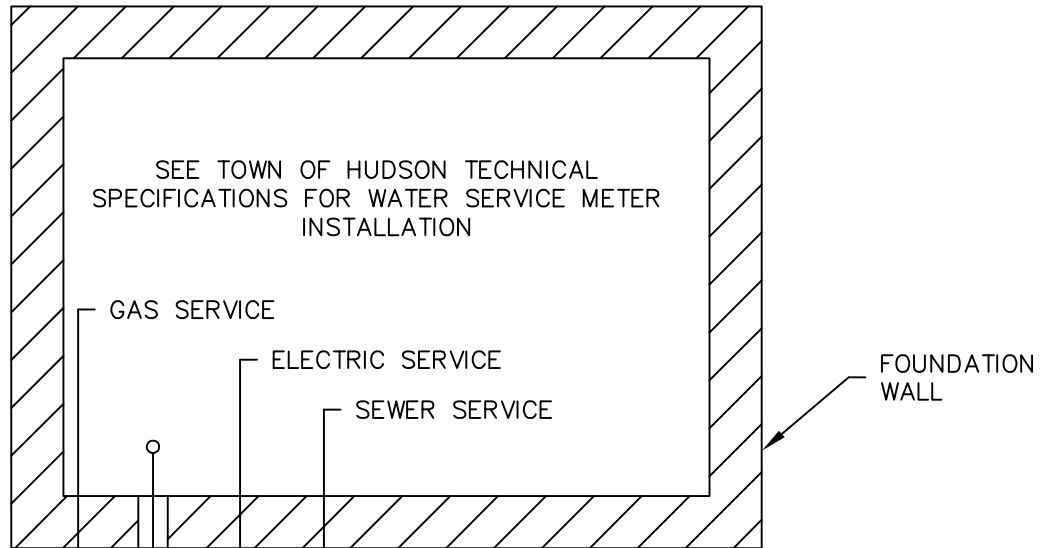


TOWN OF HUDSON  
12 SCHOOL STREET  
HUDSON, NH 03051

DETAIL W-10  
WATER HYDRANT INSTALLATION  
REV: 2019 SCALE: NTS



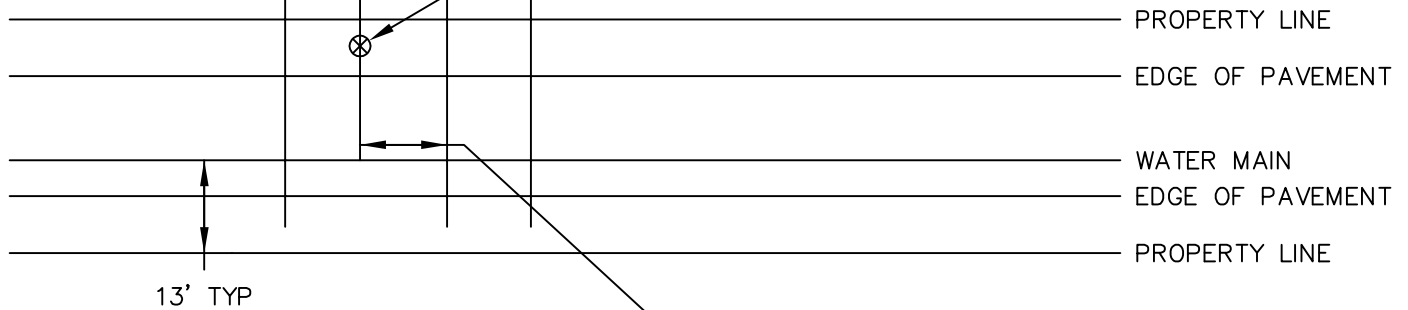
DRAWING: \\HD-FILES\RVTH\ENGINEERING\WATER\0-WATER RULES AND REGULATIONS\NEW\ENGINEERING WATER DETAILS.DWG [MODEL]



5.0' MIN EDGE TO EDGE SEPARATION REQUIRED. WHEN GAS CROSSES THE WATER SERVICE, THE CROSSING MUST BE AT A RIGHT ANGLE TO THE WATER SERVICE.

10.0' MIN EDGE TO EDGE SEPARATION

WHEN PROPERTY LINE DOES NOT EXIST BECAUSE DEVELOPEMENT IS ON COMMUNITY PROPERTY, LOCATE SERVICE CURB STOPS 5.0' OUT OF PAVEMENT OR 12' MAXIMUM FROM EDGE OF PAVEMENT



5.0' MIN EDGE TO EDGE SEPARATION REQUIRED. WHEN ELECTRIC CROSSES THE WATER SERVICE, THE CROSSING MUST BE AT A RIGHT ANGLE TO THE WATER SERVICE.

**NOTES:**

1. ALL MATERIALS AND INSTALLATION PROCEDURES WILL CONFORM TO TOWN OF HUDSON TECHNICAL SPECIFICATIONS.
2. ALL PIPE SHOULD HAVE A MINIMUM DEPTH OF 5' FROM TOP OF PIPE TO FINISH GRADE.
3. SERVICE ENTRANCE SHALL BE MADE IN THE FRONT OR SIDE OF BUILDING.
4. SERVICE ENTRANCE MADE IN REAR OF HOUSE WILL NOT BE ACCEPTED UNLESS PREVIOUSLY APPROVED BY P.W.W.
5. SERVICE ENTRANCE LOCATION WILL BE DETERMINED BY THE P.W.W. REPRESENTATIVE ON SITE.
6. IF SERVICE IS TAPPED OFF A FIRE SERVICE, THEN SEE DETAIL W-24.

DRAWINGS COURTESY OF PENNICHUCK WATER WORKS.



TOWN OF HUDSON  
12 SCHOOL STREET  
HUDSON, NH 03051

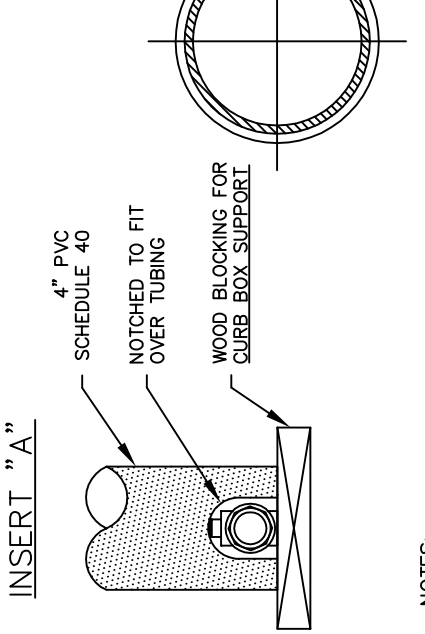
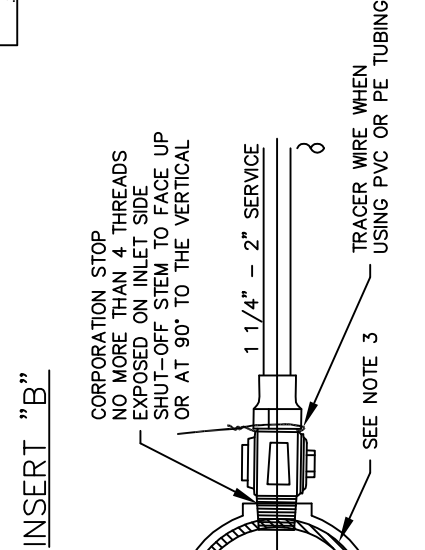
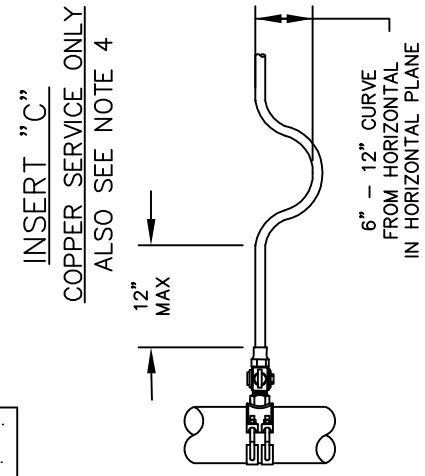
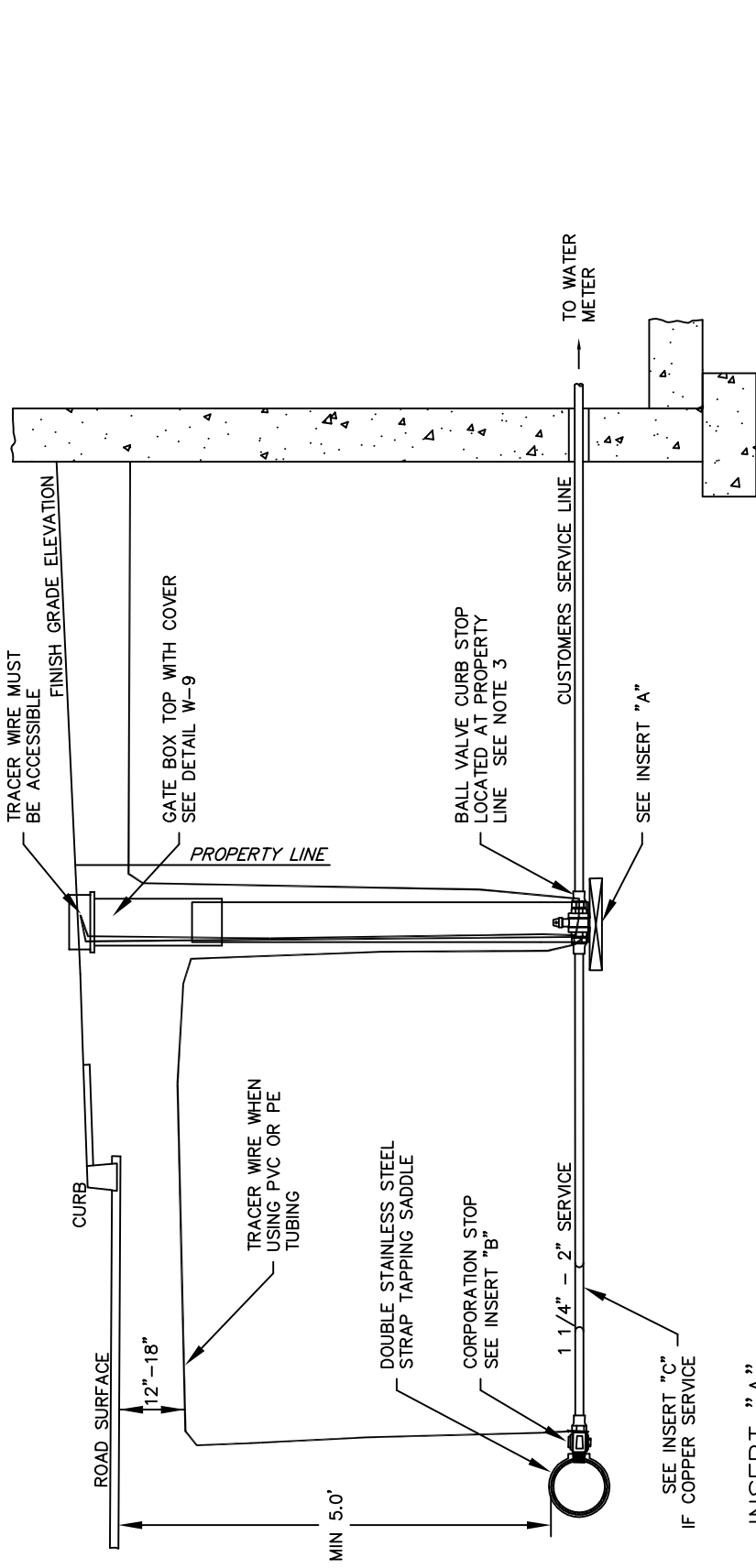
DETAIL W-11

*OUTSIDE WATER SERVICE ENTRANCE*


REV: 2019

SCALE: NTS

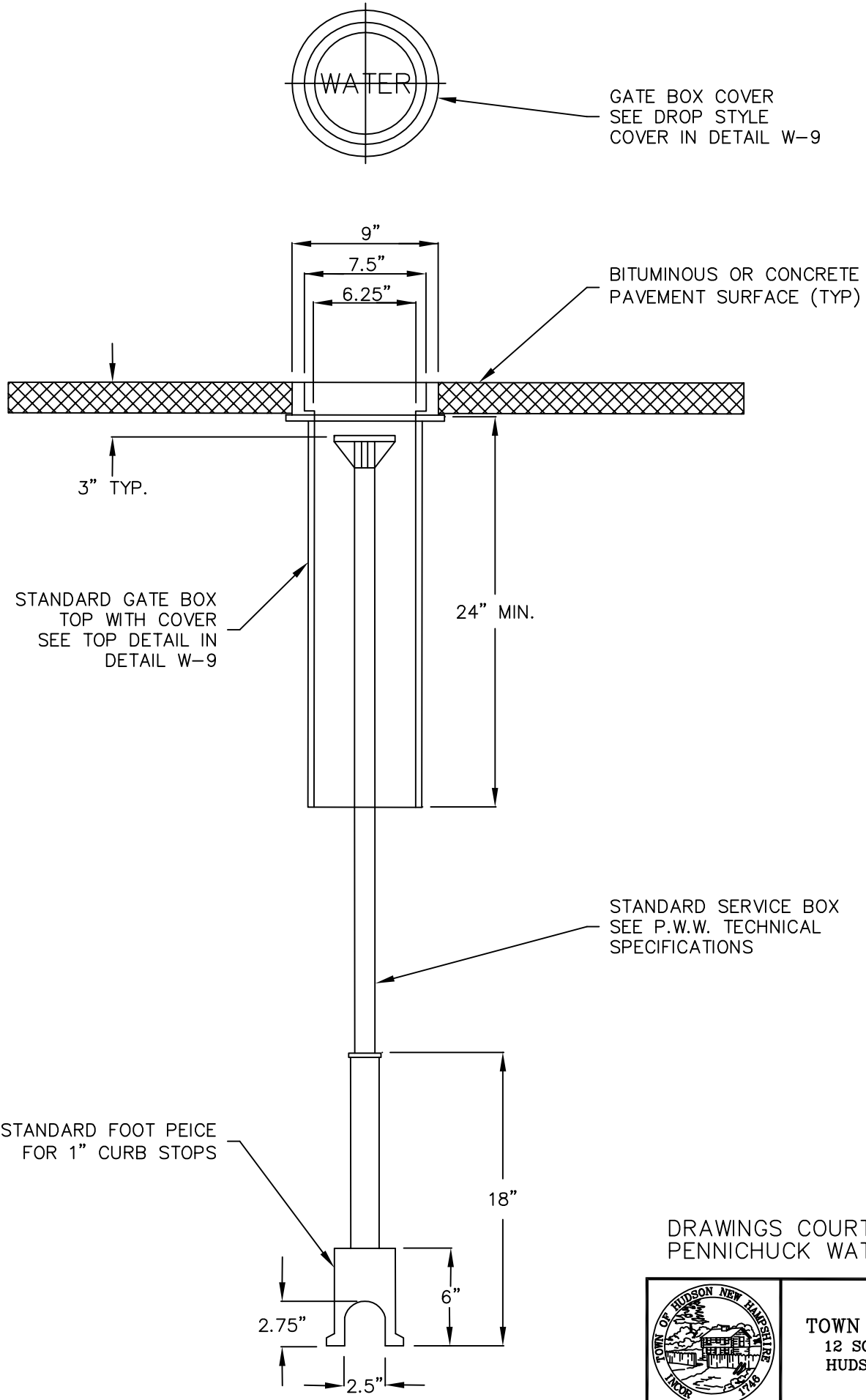
DRAWINGS COURTESY OF PENNICHUCK WATER WORKS.



- NOTES:**
1. ALL MATERIALS AND INSTALLATION PROCEDURES WILL CONFORM TO TOWN OF HUDSON TECHNICAL SPECIFICATIONS.
  2. ALL PIPE SHOULD HAVE A MINIMUM DEPTH OF 5' FROM TOP OF PIPE TO FINISH GRADE.
  3. IF WATER MAIN IS PVC OR TRANSITE, A DOUBLE STAINLESS STEEL STRAP TAPPING SADDLE MUST BE USED TO CONNECT THE CORPORATION TO THE WATER MAIN.
  4. IF WATER MAIN IS PVC OR TRANSITE, AND THE NEW WATER SERVICE IS COPPER THEN SEE DETAIL W-19.
  5. IF WATER MAIN IS A FIRE SERVICE, THEN SEE DETAIL W-24.


	<p><b>TOWN OF HUDSON</b>                  12 SCHOOL STREET                  HUDSON, NH 03051</p>
<p>DETAIL W-12                  WATER 1" - 2" SERVICE                  &amp; VALVE BOX INSTALLATION                  REV: 2019 SCALE: NTS</p>	

\\HD-FILESRVTH\ENGINEERING\$\WATER\0-WATER RULES AND REGULATIONS\NEW\ENGINEERING WATER DETAILS.DWG [MODEL]



**NOTE:**  
 ALL MATERIALS AND INSTALLATION  
 PROCEDURES WILL CONFORM TO  
 TOWN OF HUDSON TECHNICAL SPECIFICATIONS.

DRAWINGS COURTESY OF  
 PENNICHUCK WATER WORKS.



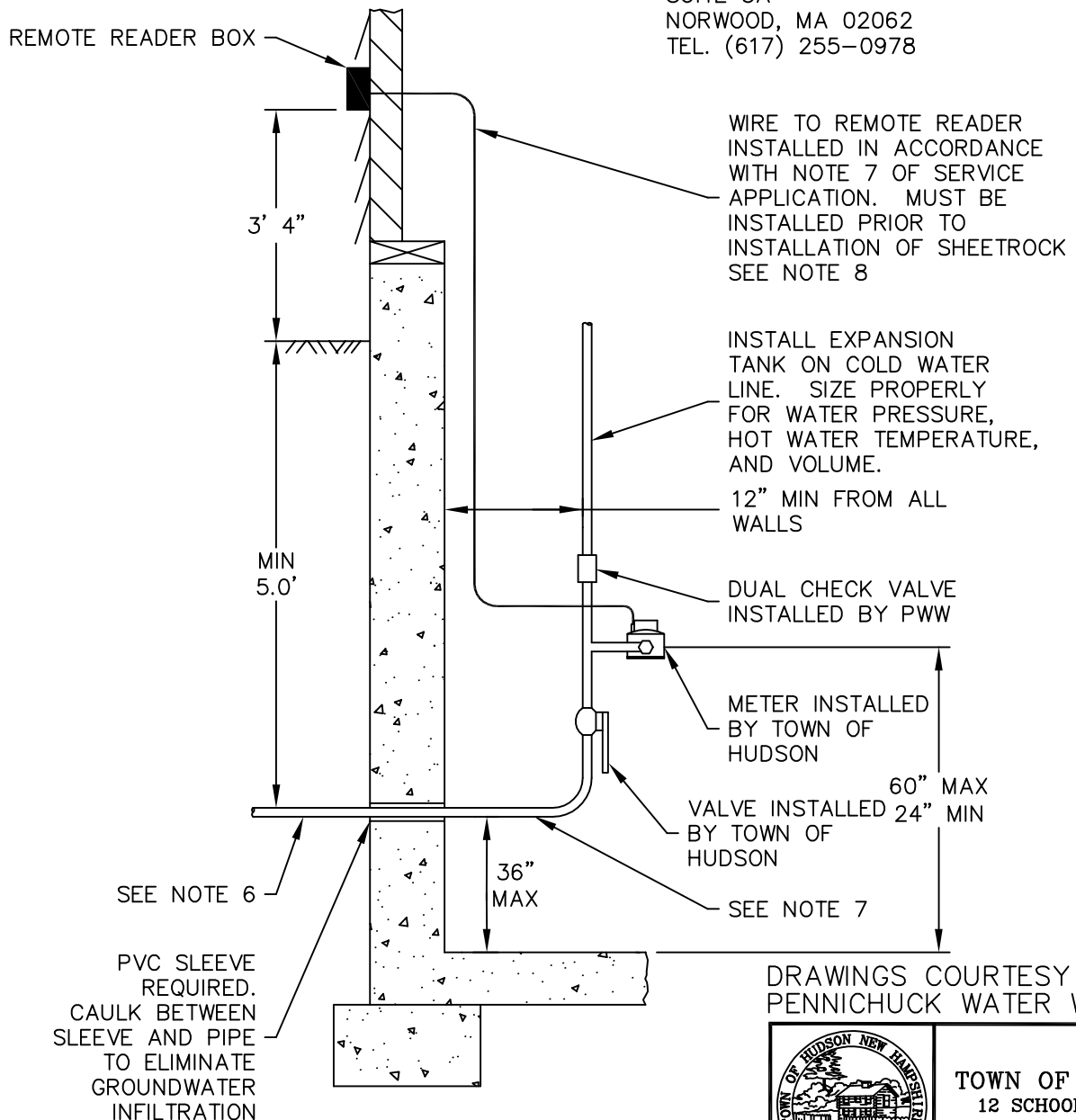
TOWN OF HUDSON  
 12 SCHOOL STREET  
 HUDSON, NH 03051

DETAIL W-13  
 WATER SERVICE BOX IN PAVED AREAS  
 REV: 2019 SCALE: NTS


**NOTES:**

1. ALL MATERIALS AND INSTALLATION PROCEDURES WILL CONFORM TO TOWN OF HUDSON SPECIFICATIONS.
2. SEE SERVICE APPLICATION REQUIREMENTS.
3. INSTALLATION UNDER FOOTING OR THROUGH FOUNDATION WALL AT OWNER'S EXPENSE.
4. OWNER MUST PROVIDE A CLEAN, DRY, ACCESSIBLE, AND WARM (CONTINUALLY ABOVE 45° F) LOCATION FOR THE WATER METER.
5. OUTSIDE READER MUST BE LOCATED ADJACENT TO DRIVEWAY.
6. SERVICE LINE FROM STREET, SIZE & MATERIALS TO BE APPROVED BY TOWN OF HUDSON. ONLY TYPE "K" COPPER TUBING OR 200 PSIG RATED CTS POLYETHYLENE TUBING ARE ACCEPTABLE FOR SERVICE LINES. SAND TO BE USED FOR BACKFILL FOR A MINIMUM OF 6" ABOVE AND BELOW THE SERVICE LINE.
7. PROVIDE A MINIMUM OF 24" OF STRAIGHT COPPER AT SERVICE ENTRANCE INSIDE OF BUILDING TO ALLOW FOR INSTALLATION OF TOWN OF HUDSON METER AND VALVES.
8. METER WIRE TO BE 22 AWG 3-STRAND (BLACK/RED/GREEN COLOR CODE) SOLID STRAND CABLE AVAILABLE FROM:

ACT SERVICES, INC.  
 916 PLEASANT STREET  
 SUITE 3A  
 NORWOOD, MA 02062  
 TEL. (617) 255-0978



DRAWINGS COURTESY OF PENNICHUCK WATER WORKS.

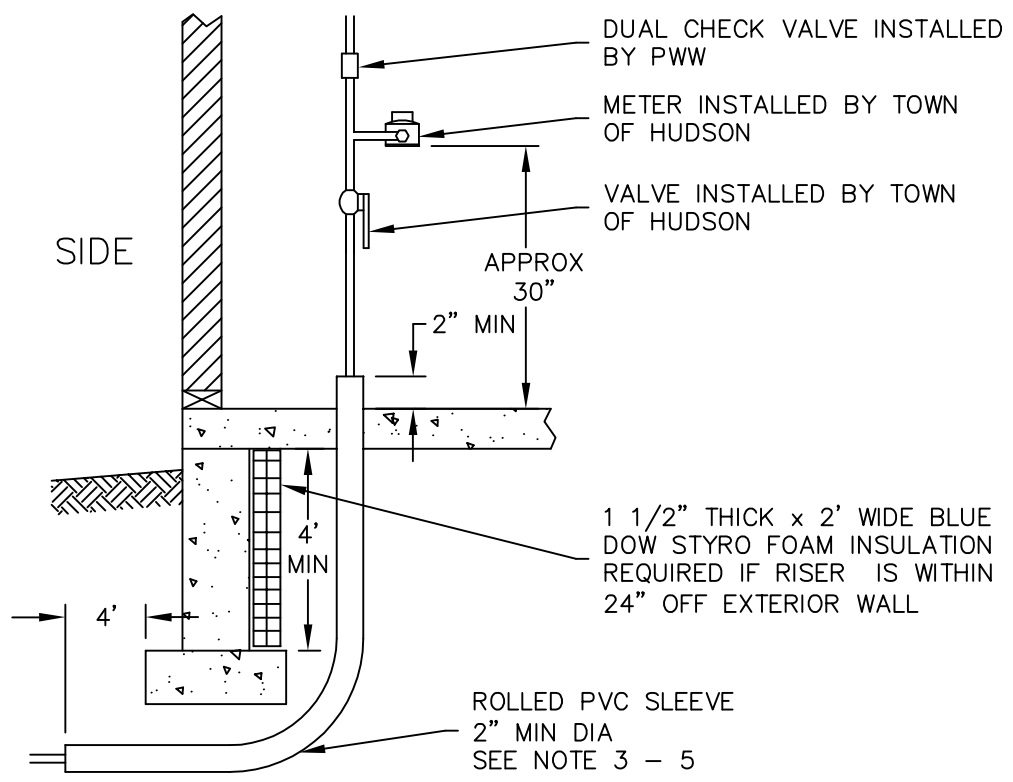
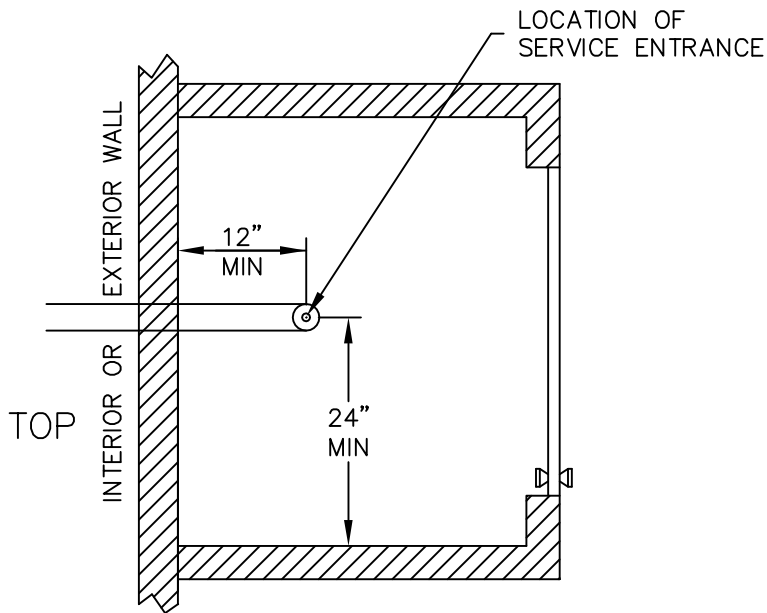


TOWN OF HUDSON  
 12 SCHOOL STREET  
 HUDSON, NH 03051

DETAIL W-14  
 WATER SERVICE METER INSTALLATION  
 REV: 2019 SCALE: NTS

DRAWING: \\HD-FILES\RVTH\ENGINEERING\WATER\0-WATER RULES AND REGULATIONS\NEW\ENGINEERING WATER DETAILS.DWG [MODEL]


DRAWING: \\HD-FILES\RVTH\ENGINEERING\WATER\0-WATER RULES AND REGULATIONS\NEW\ENGINEERING WATER DETAILS.DWG [MODEL]



**NOTES:**

1. ALL MATERIALS AND INSTALLATION PROCEDURES WILL CONFORM TO TOWN OF HUDSON TECHNICAL SPECIFICATIONS.
2. ALL WATER SERVICES IN SLAB CONSTRUCTION BUILDINGS MUST BE INSTALLED IN PVC PIPE SLEEVES AS SHOWN.
3. NOTES 4 THROUGH 8 ON DETAIL W-14 ALSO APPLY.
4. SLEEVE IS TO EXTEND 4" BEYOND THE EXTERIOR LINE OF THE FOUNDATION WALL WITH ONE CONTINUOUS PIECE OF SLEEVE.
5. ON SLEEVES GREATER THAN 2" IN DIAMETER, SOLVENT WELDED JOINTS WILL BE ACCEPTABLE. HOWEVER, MANUFACTURED BENDS WILL NOT BE ACCEPTABLE.
6. A CLOSET OR UTILITY ROOM MUST BE PROVIDED.

DRAWINGS COURTESY OF PENNICHUCK WATER WORKS.

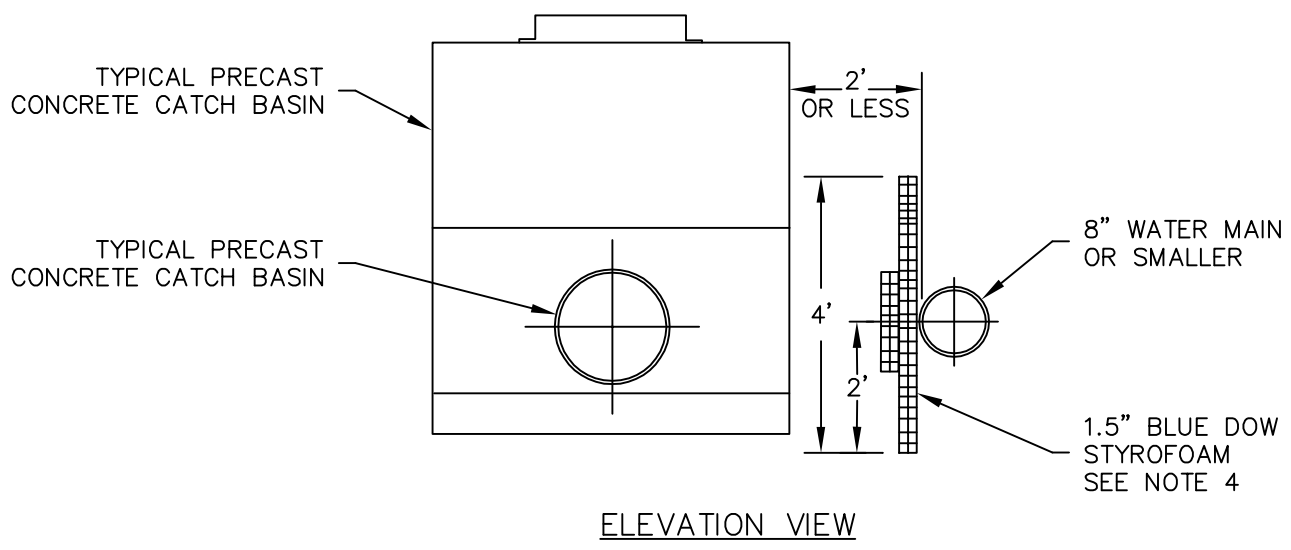
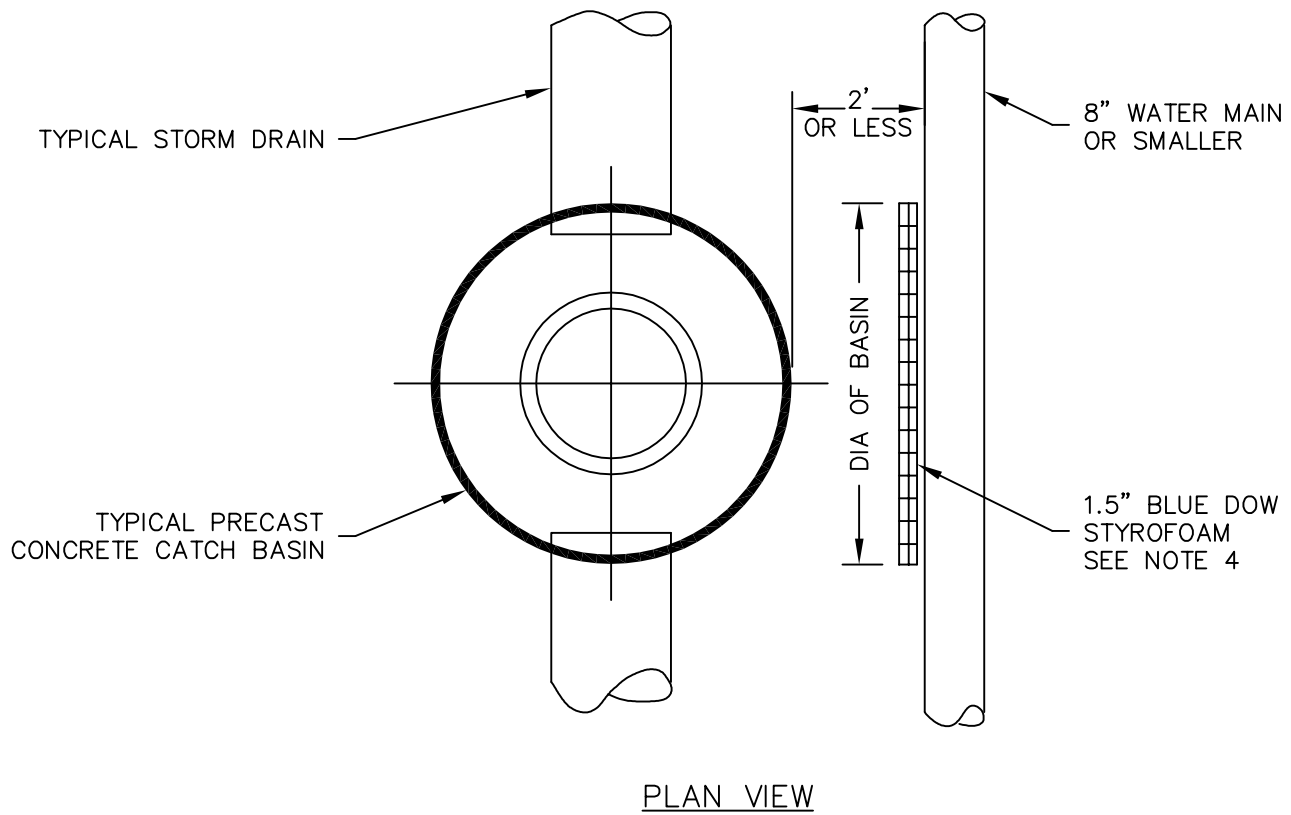


TOWN OF HUDSON  
12 SCHOOL STREET  
HUDSON, NH 03051

DETAIL W-15  
WATER SLAB CONSTRUCTION

REV: 2019 SCALE: NTS


DRAWING: \\HD-FILES\RVTH\ENGINEERING\WATER\0-WATER RULES AND REGULATIONS\NEW\ENGINEERING WATER DETAILS.DWG [MODEL]



**NOTES:**

1. ALL MATERIALS AND INSTALLATION PROCEDURES WILL CONFORM TO TOWN OF HUDSON TECHNICAL SPECIFICATIONS.
2. ALL PIPE SHOULD HAVE A MINIMUM DEPTH OF 5' FROM TOP OF PIPE TO FINISH GRADE.
3. P.W.W., INC. RESERVES THE RIGHT TO MODIFY INSULATION REQUIREMENTS AS NECESSARY BASED ON FIELD CONDITIONS, ETC.
4. ALL BUTT JOINT SEAMS TO BE OVERLAPPED WITH 1' PIECE OF INSULATION CENTERED OVER SEAM.

DRAWINGS COURTESY OF PENNICHUCK WATER WORKS.



TOWN OF HUDSON  
12 SCHOOL STREET  
HUDSON, NH 03051

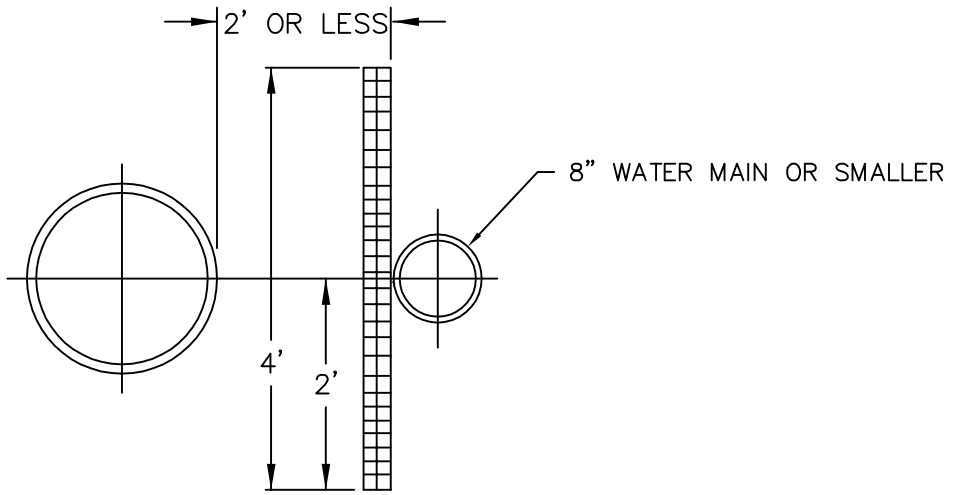
DETAIL W-16  
*CATCH BASIN INSULATION*

REV: 2019

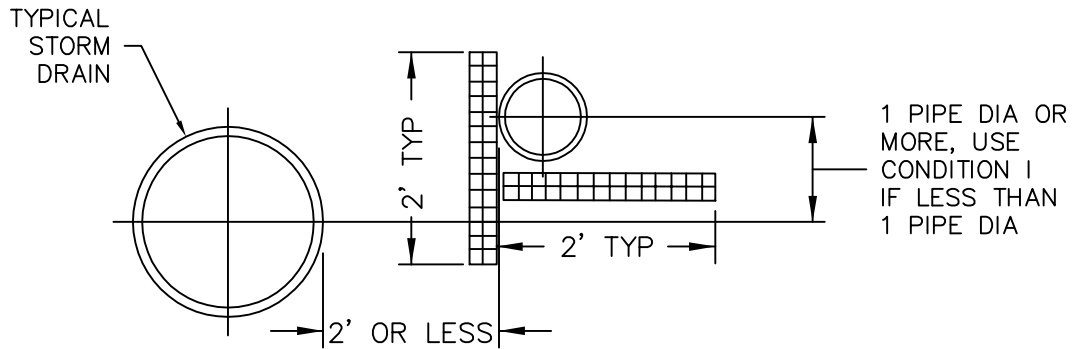
SCALE: NTS

DRAWING: \\HD-FILES\RVTH\ENGINEERING\WATER\0-WATER RULES AND REGULATIONS\NEW\ENGINEERING WATER DETAILS.DWG [MODEL]

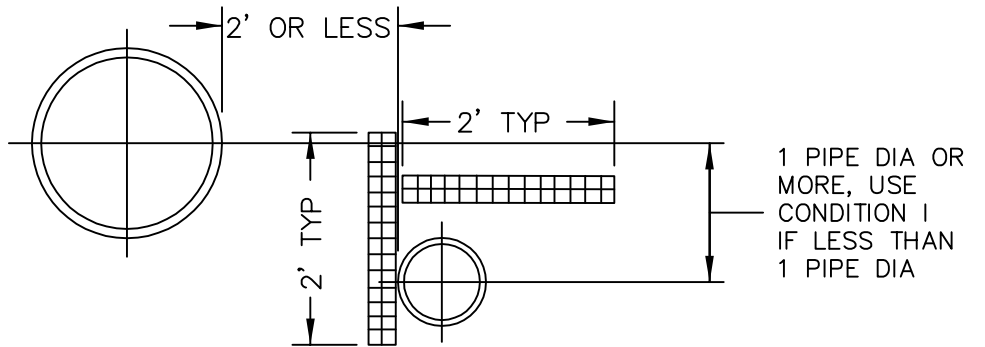
CONDITION I



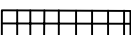
CONDITION II




CONDITION III



NOTES:

1. ALL MATERIALS AND INSTALLATION PROCEDURES WILL CONFORM TO TOWN OF HUDSON TECHNICAL SPECIFICATIONS.
2. ALL PIPE SHOULD HAVE A MINIMUM DEPTH OF 5' FROM TOP OF PIPE TO FINISH GRADE.
3. P.W.W., INC. RESERVES THE RIGHT TO MODIFY INSULATION REQUIREMENTS AS NECESSARY BASED ON FIELD CONDITIONS, ETC.
4. INSULATION TO BE RUN HORIZONTALLY AS LONG AS CONDITIONS I, II, OR III ABOVE EXIST. ALL BUTT JOINT SEAMS TO BE OVERLAPPED WITH 1' PIECE OF INSULATION CENTERED OVER SEAM.
5.  - 1.5" (MIN) BLUE DOW STYROFOAM

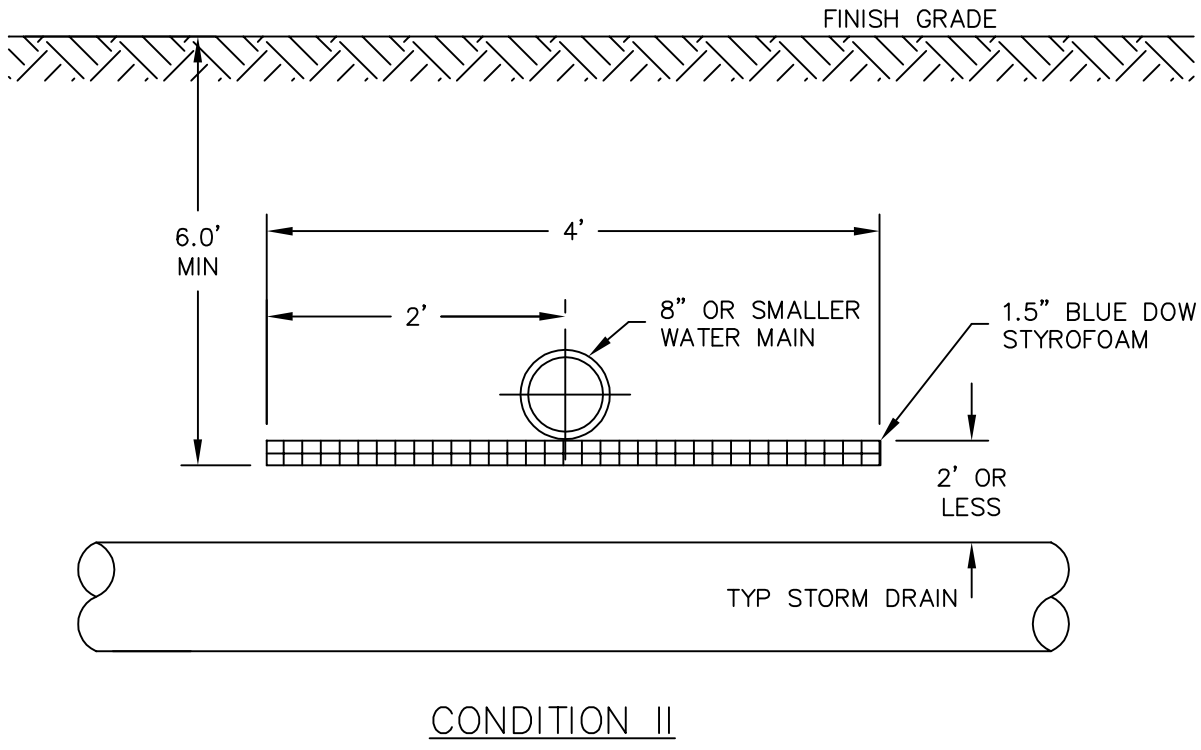
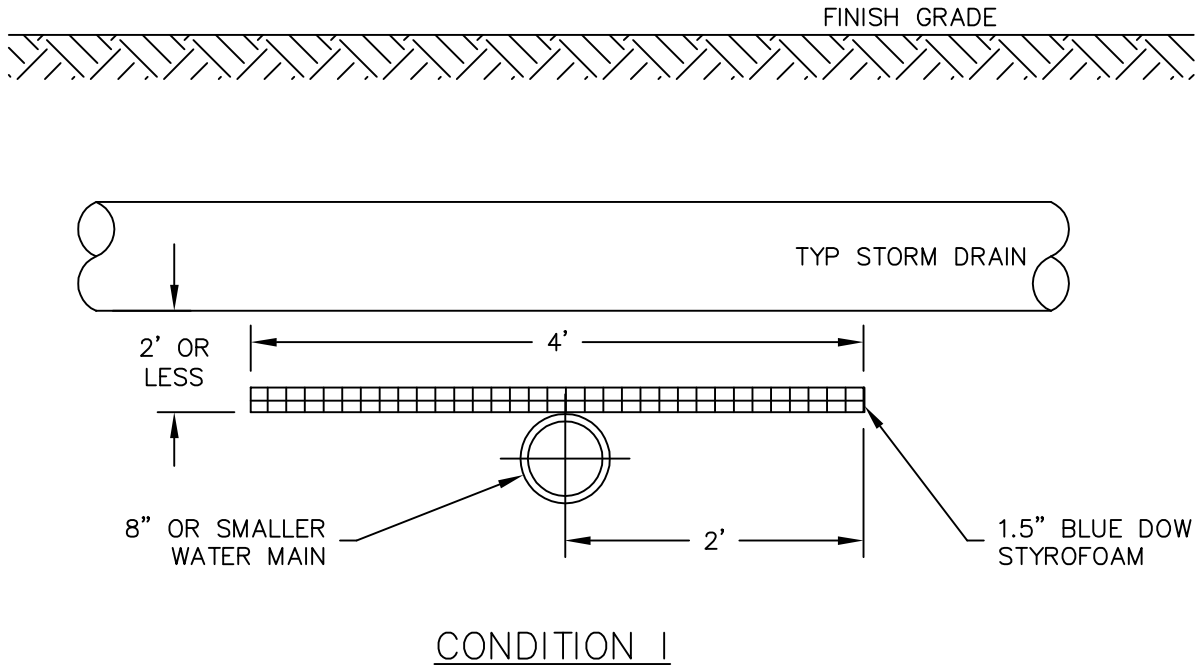
DRAWINGS COURTESY OF PENNICHUCK WATER WORKS.



TOWN OF HUDSON  
12 SCHOOL STREET  
HUDSON, NH 03051

DETAIL W-17  
STORM DRAIN / WATER MAIN  
PARALLEL RUNS - ELEVATION VIEW  
REV: 2019 SCALE: NTS


DRAWING: \\HD-FILES\RYTH\ENGINEERING\WATER\0-WATER RULES AND REGULATIONS\NEW\ENGINEERING WATER DETAILS.DWG [MODEL]



NOTES:

1. THE TOWN OF HUDSON RESERVES THE RIGHT TO MODIFY INSULATION REQUIREMENTS AS NECESSARY BASED ON FIELD CONDITIONS, ETC.
2. THE LENGTH OR WIDTH OF INSULATION SHALL EXTEND 1 STORM DRAIN PIPE DIAMETER BEYOND THE EDGE OF STORM DRAIN PIPE IN EACH DIRECTION OR A MINIMUM OF 2' BEYOND THE CENTERLINE OF THE STORM DRAIN PIPE, WHICHEVER IS GREATER.
3. ALL BUTT JOINT SEAMS TO BE OVERLAPPED WITH A 1' PIECE OF INSULATION CENTERED OVER SEAM.

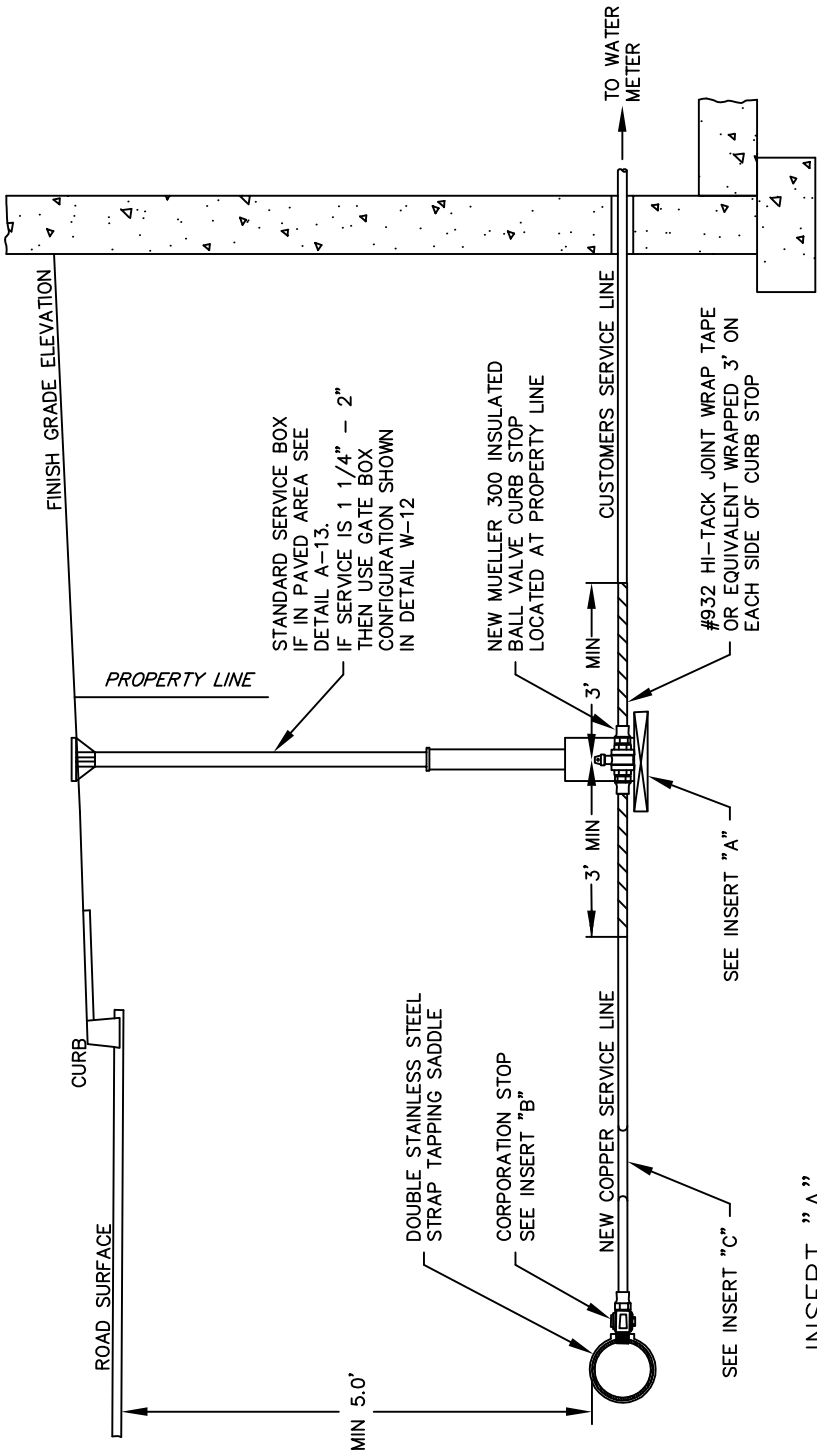
DRAWINGS COURTESY OF PENNICHUCK WATER WORKS.



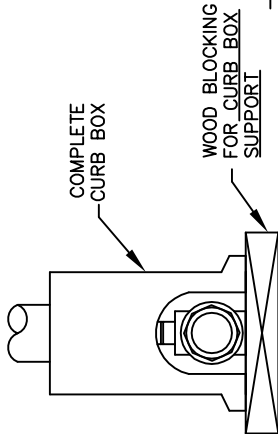
TOWN OF HUDSON  
12 SCHOOL STREET  
HUDSON, NH 03051

DETAIL W-18  
STORM DRAIN, WATER MAIN  
INTERSECTING RUNS - ELEV. VIEW  
REV: 2019 SCALE: NTS

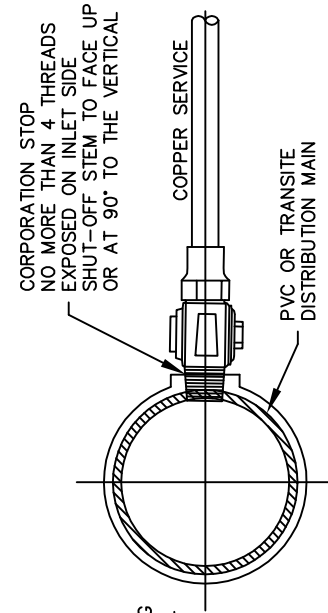




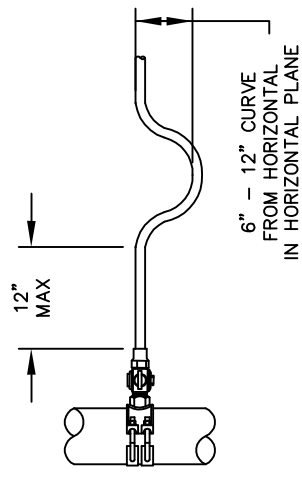
INSERT "A"




INSERT "B"



INSERT "C"



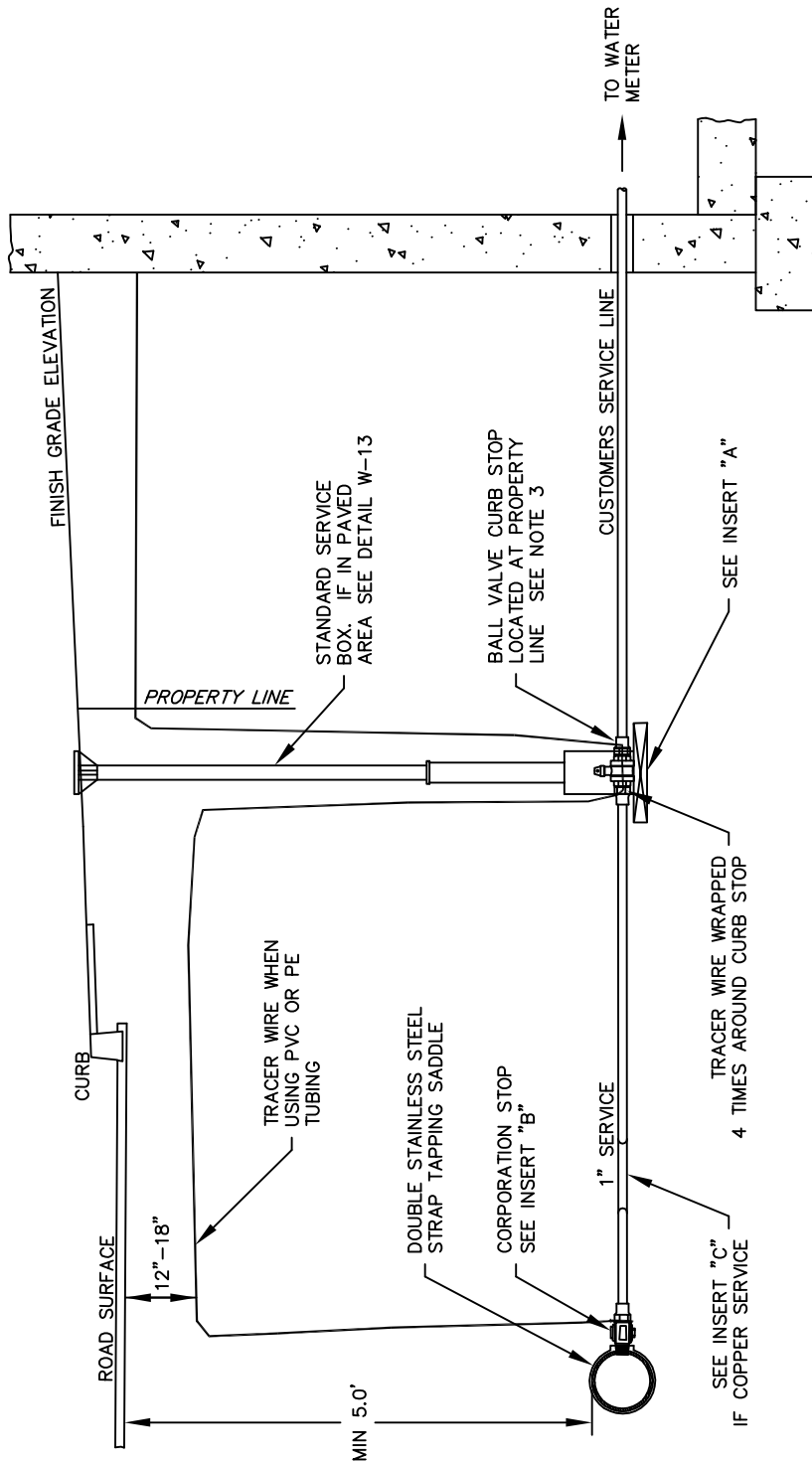
DRAWINGS COURTESY OF PENNICHUCK WATER WORKS.



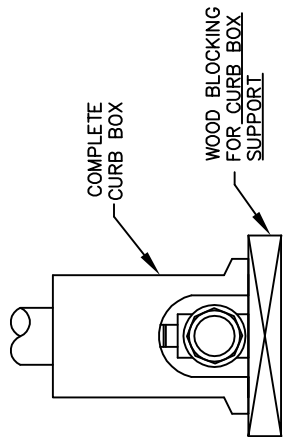
TOWN OF HUDSON  
12 SCHOOL STREET  
HUDSON, NH 03051

DETAIL W-19  
COPPER WATER SERVICE  
ON PVC AND TRANSITE MAINS  
REV: 2019 SCALE: NTS

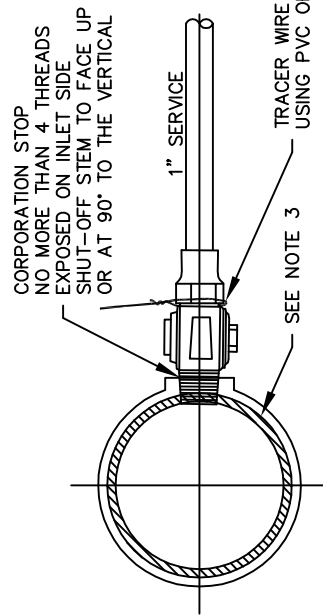
- NOTES:**
1. ALL MATERIALS AND INSTALLATION PROCEDURES WILL CONFORM TO TOWN OF HUDSON TECHNICAL SPECIFICATIONS.
  2. ALL PIPE SHOULD HAVE A MINIMUM DEPTH OF 5' FROM TOP OF PIPE TO FINISH GRADE.
  3. A DOUBLE STAINLESS STEEL STRAP TAPPING SADDLE MUST BE USED TO CONNECT THE CORPORATION TO THE WATER MAIN.
  4. IF WATER MAIN IS A FIRE SERVICE, THEN SEE DETAIL W-24.



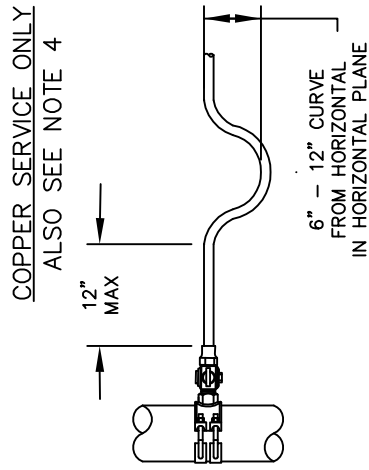
INSERT "A"



INSERT "B"




INSERT "C"



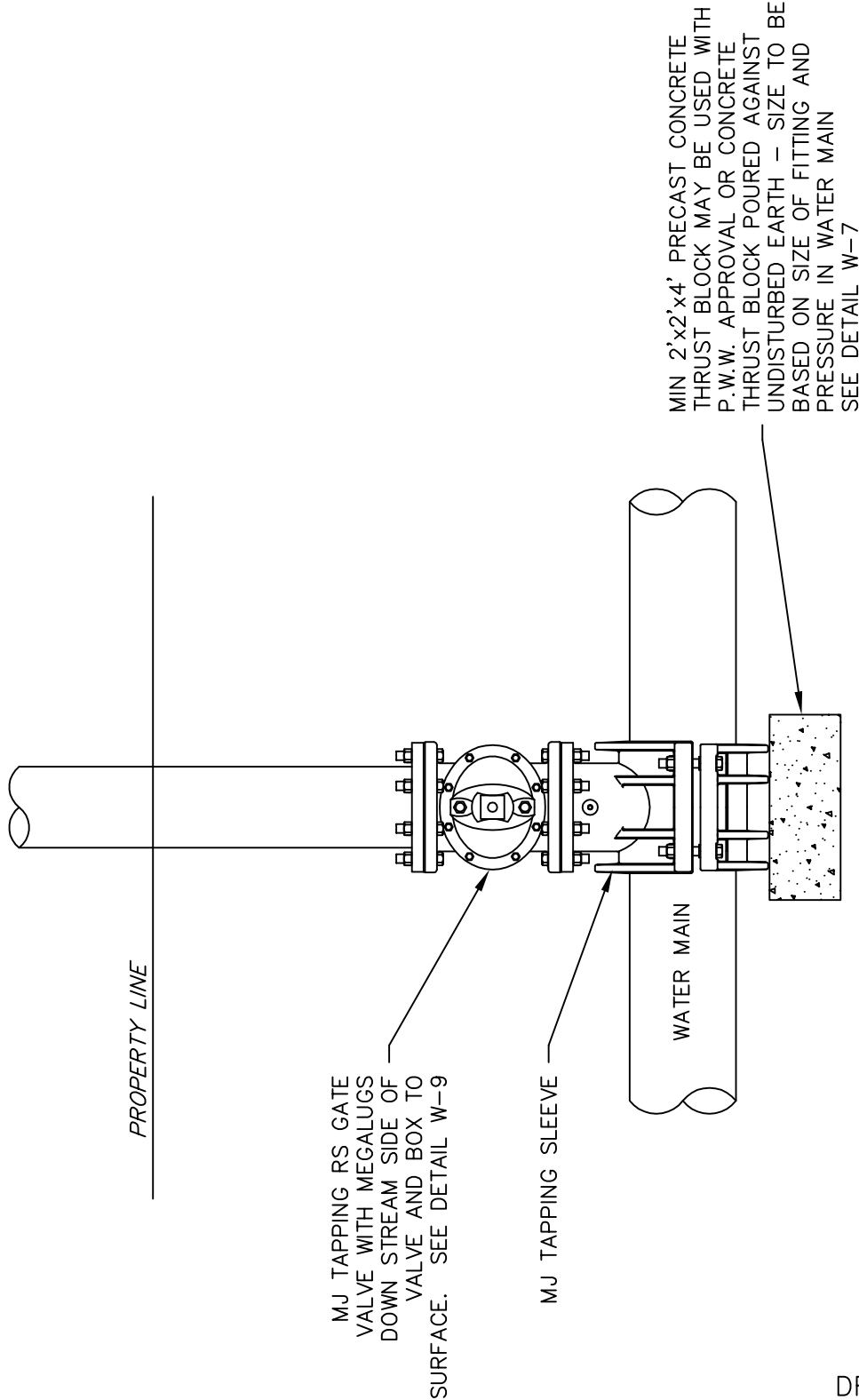
NOTES:

1. ALL MATERIALS AND INSTALLATION PROCEDURES WILL CONFORM TO TOWN OF HUDSON TECHNICAL SPECIFICATIONS.
2. ALL PIPE SHOULD HAVE A MINIMUM DEPTH OF 5' FROM TOP OF PIPE TO FINISH GRADE.
3. IF WATER MAIN IS PVC OR TRANSITE, A DOUBLE STAINLESS STEEL STRAP TAPPING SADDLE MUST BE USED TO CONNECT THE CORPORATION TO THE WATER MAIN.
4. IF WATER MAIN IS PVC OR TRANSITE, AND THE NEW WATER SERVICE IS COPPER THEN SEE DETAIL W-19.
5. IF WATER MAIN IS A FIRE SERVICE, THEN SEE DETAIL W-24.




TOWN OF HUDSON  
12 SCHOOL STREET  
HUDSON, NH 03051

DETAIL W-20  
1" - 2" WATER SERVICE  
AND VALVE BOX INSTALLATION  
REV: 2019 SCALE: NTS



- NOTES:**
1. ALL MATERIALS AND INSTALLATION PROCEDURES WILL CONFORM TO TOWN OF HUDSON TECHNICAL SPECIFICATIONS.
  2. ALL PIPE SHOULD HAVE A MINIMUM DEPTH OF 5' FROM TOP OF PIPE TO FINISH GRADE.
  3. SEE DETAIL W-22 FOR CROSS-SECTIONAL VIEW.

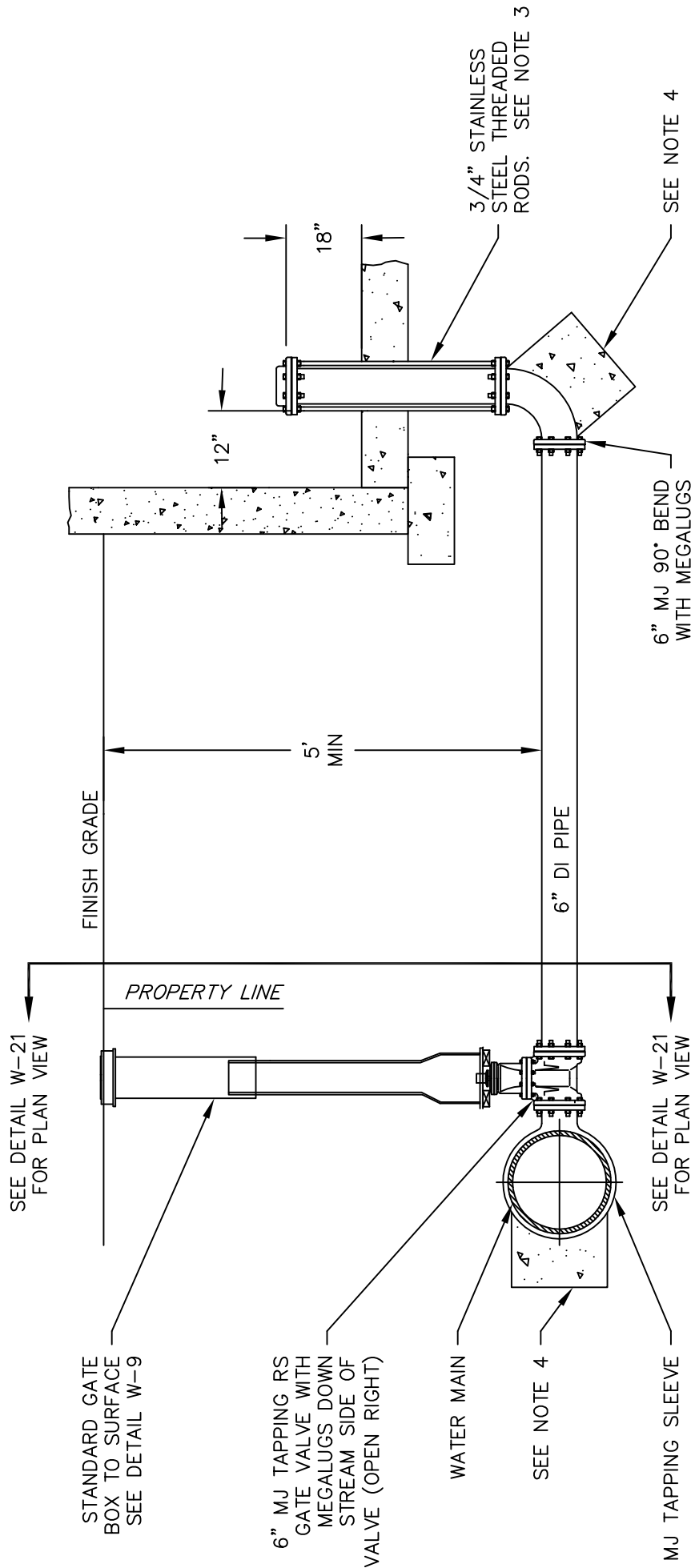
DRAWINGS COURTESY OF PENNICHUCK WATER WORKS.



TOWN OF HUDSON  
12 SCHOOL STREET  
HUDSON, NH 03051


DETAIL W-21  
LARGE WATER  
SERVICE CONNECTION  
REV: 2019

SCALE: NTS



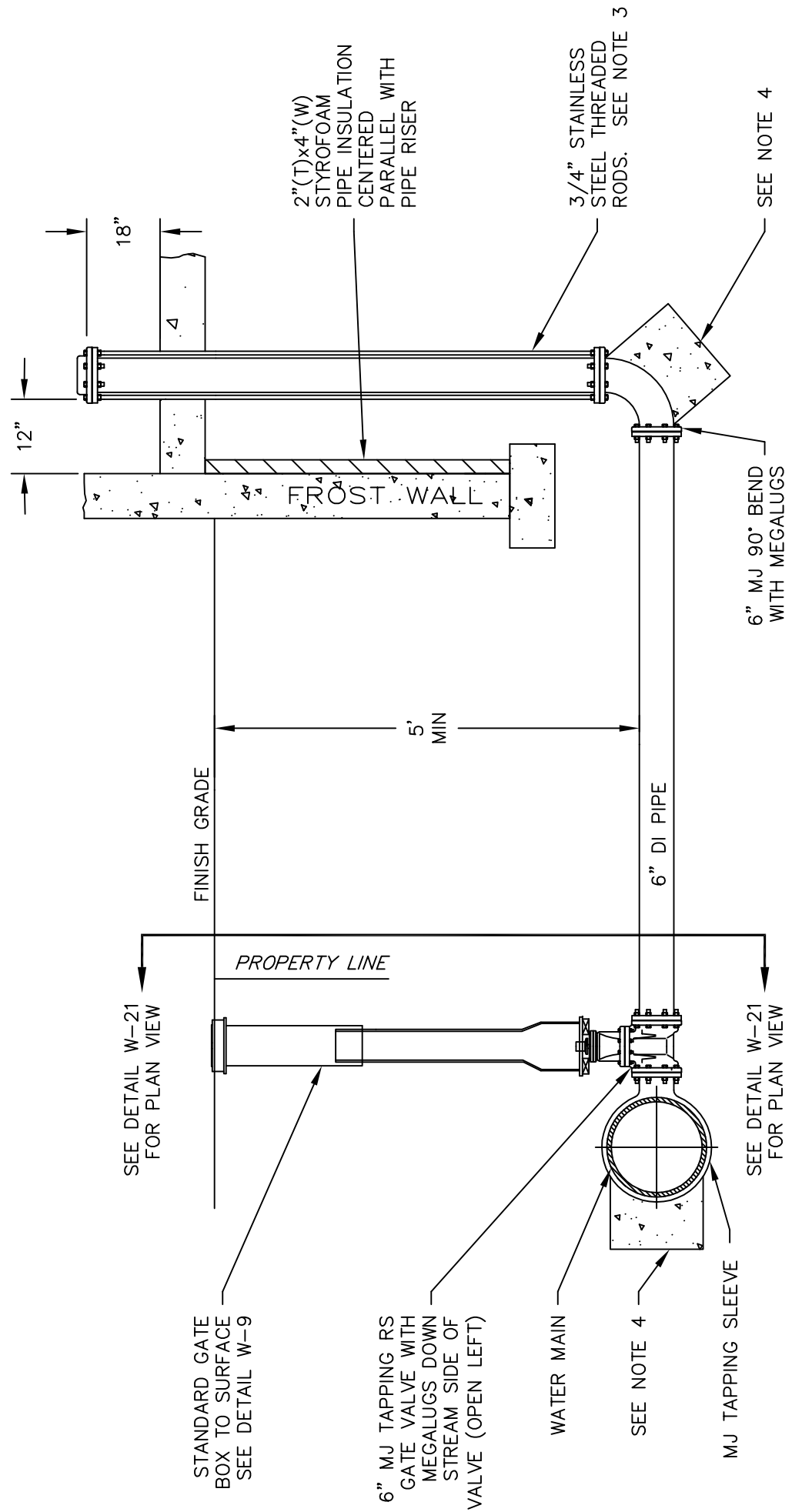
- NOTES:**
1. ALL MATERIALS AND INSTALLATION PROCEDURES WILL CONFORM TO TOWN OF HUDSON TECHNICAL SPECIFICATIONS.
  2. ALL PIPE SHOULD HAVE A MINIMUM DEPTH OF 5' FROM TOP OF PIPE TO FINISH GRADE.
  3. ALL THREADED RODS AND NUTS MUST BE STAINLESS STEEL.
  4. MIN 2'x2'x4' PRECAST CONCRETE THRUST BLOCK MAY BE USED WITH TOWN OF HUDSON APPROVAL OR CONCRETE THRUST BLOCK POURED AGAINST UNDISTURBED EARTH - SIZE TO BE BASED ON SIZE OF FITTING AND PRESSURE IN WATER MAIN. SEE DETAIL W-7.
  5. SEE DETAIL W-23 FOR FIRE SERVICE INSTALLATION WITH SLAB FOUNDATIONS.

DRAWINGS COURTESY OF PENNICHUCK WATER WORKS.



TOWN OF HUDSON  
12 SCHOOL STREET  
HUDSON, NH 03051


DETAIL W-22  
FIRE SERVICE INSTALLATION  
WITH STANDARD FOUNDATIONS  
REV: 2019 SCALE: NTS



**NOTES:**

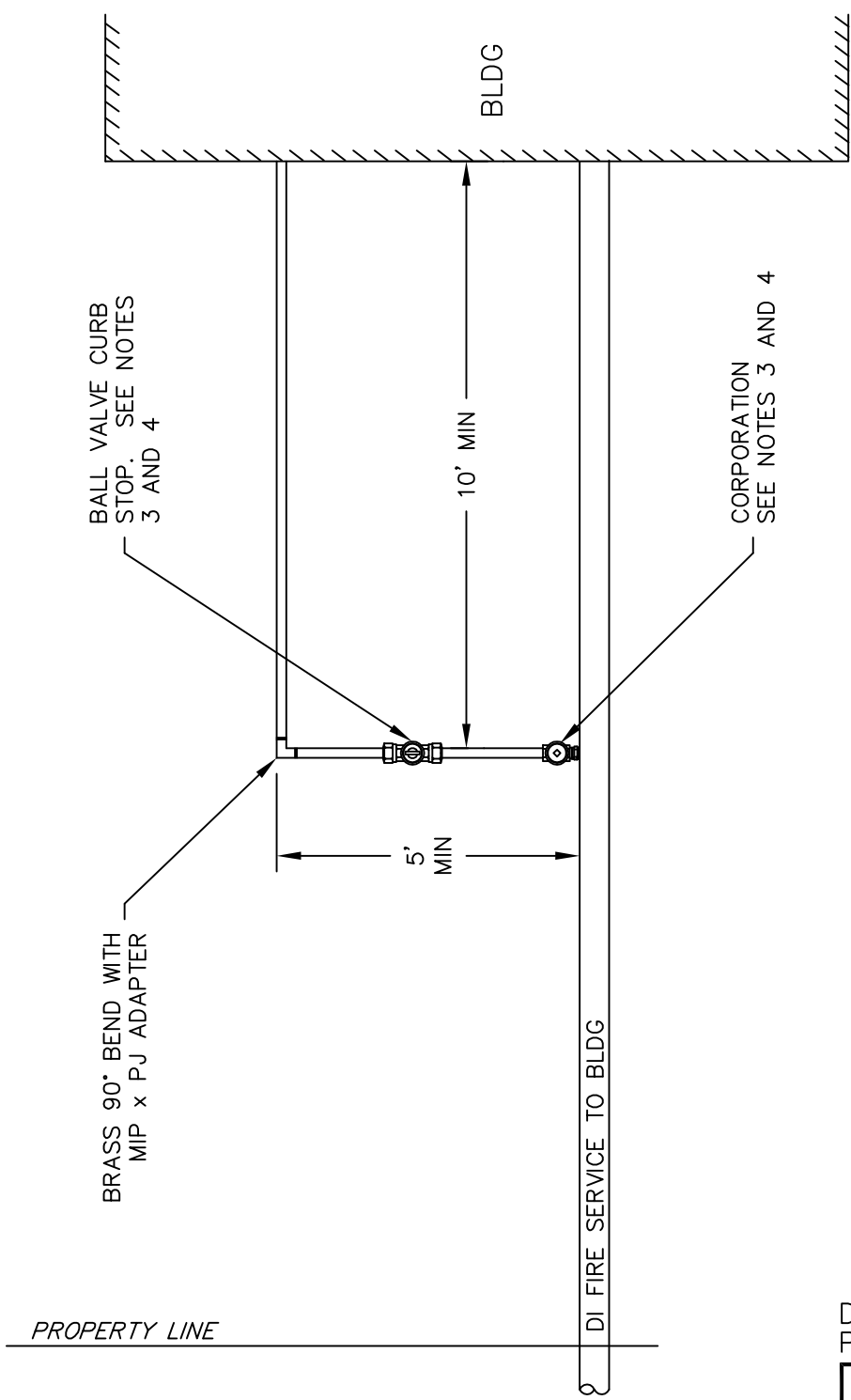
1. ALL MATERIALS AND INSTALLATION PROCEDURES WILL CONFORM TO TOWN OF HUDSON TECHNICAL SPECIFICATIONS.
2. ALL PIPE SHOULD HAVE A MINIMUM DEPTH OF 5' FROM TOP OF PIPE TO FINISH GRADE.
3. ALL THREADED RODS AND NUTS MUST BE STAINLESS STEEL.
4. MIN 2'x2'x4' PRECAST CONCRETE THRUST BLOCK MAY BE USED WITH P.W.W. APPROVAL OR CONCRETE THRUST BLOCK POURED AGAINST UNDISTURBED EARTH - SIZE TO BE BASED ON SIZE OF FITTING AND PRESSURE IN WATER MAIN. SEE DETAIL W-7.
5. SEE DETAIL W-22 FOR FIRE SERVICE INSTALLATION WITH STANDARD FOUNDATIONS.

DRAWINGS COURTESY OF PENNICHUCK WATER WORKS.




**TOWN OF HUDSON**  
12 SCHOOL STREET  
HUDSON, NH 03051

DETAIL W-23  
*FIRE SERVICE INSTALLATION*  
*WITH SLAB FOUNDATIONS*  
REV: 2019 SCALE: NTS



- NOTES:**
1. ALL MATERIALS AND INSTALLATION PROCEDURES WILL CONFORM TO P.W.W. TECHNICAL SPECIFICATIONS.
  2. ALL PIPE SHOULD HAVE A MINIMUM DEPTH OF 5' FROM TOP OF PIPE TO FINISH GRADE.
  3. SEE DETAIL W-20 FOR 1" SERVICE AND VALVE BOX INSTALLATION DETAIL.
  4. SEE DETAIL W-12 FOR 1 1/4" - 2" SERVICE AND VALVE BOX INSTALLATION DETAIL.
  5. SEE DETAIL W-11 FOR OUTSIDE SERVICE ENTRANCE PLAN VIEW.

DRAWINGS COURTESY OF PENNICHUCK WATER WORKS.



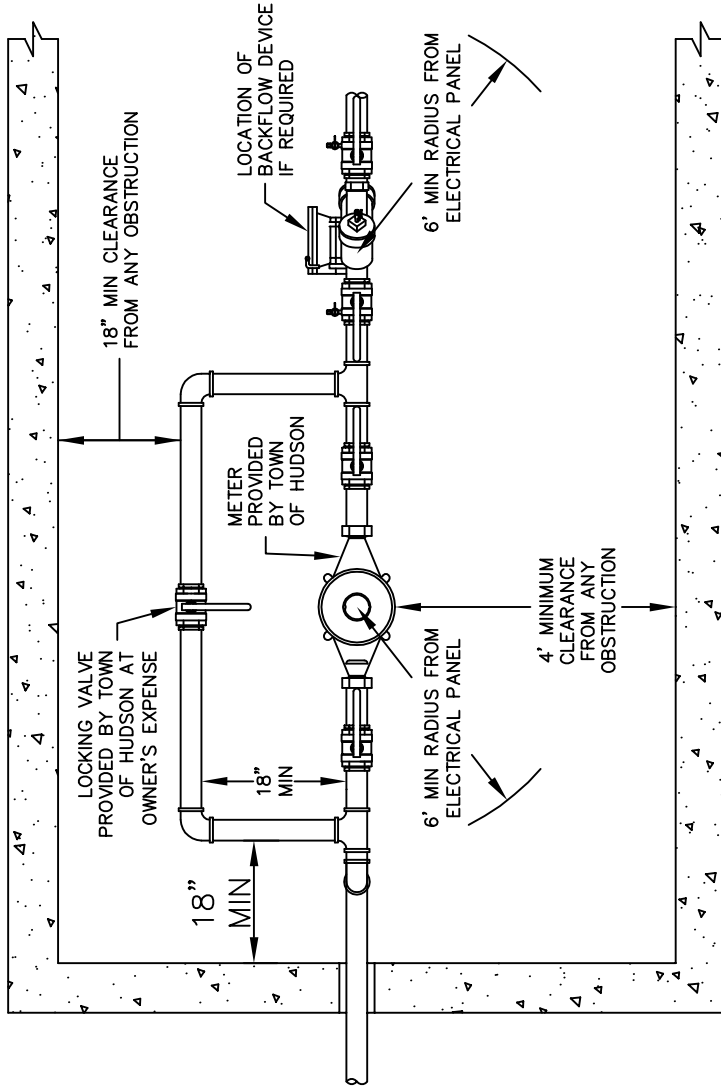
TOWN OF HUDSON  
12 SCHOOL STREET  
HUDSON, NH 03051

DETAIL W-24  
DOMESTIC WATER SERVICE  
TAPPED OFF FIRE SERVICE

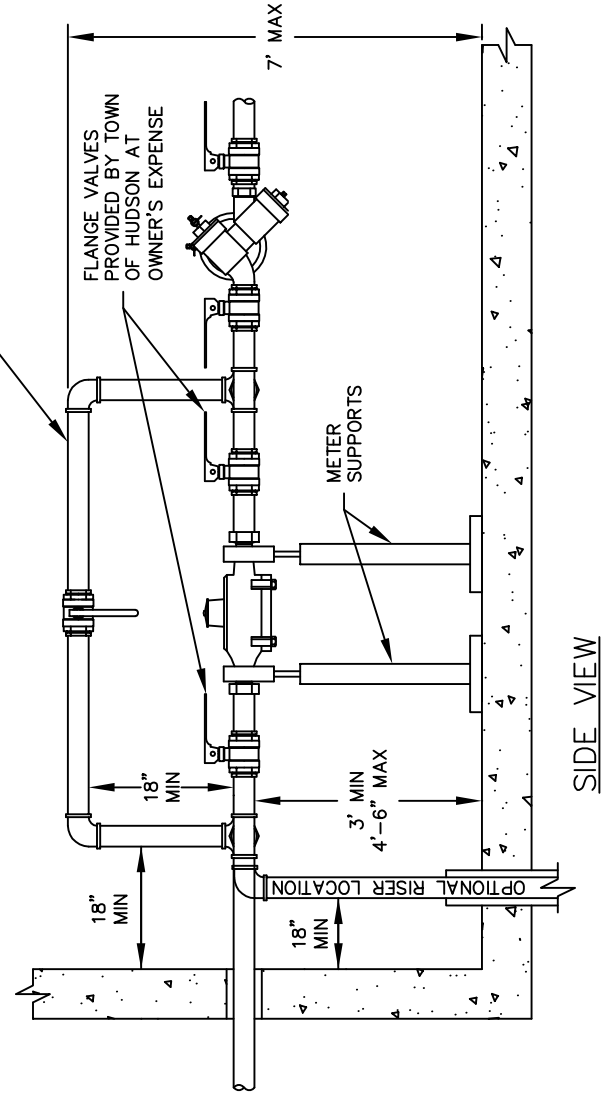
REV: 2019 SCALE: NTS

**NOTES:**

1. ALL MATERIALS AND INSTALLATION PROCEDURES WILL CONFORM TO TOWN OF HUDSON TECHNICAL SPECIFICATIONS.
2. PRV WHEN NECESSARY WILL BE INSTALLED AND PURCHASED BY OWNER OR CONTRACTOR.
3. 1 1/2" METER = 13" LAYING LENGTH.
4. 2" METER = 17" LAYING LENGTH.
5. SEE DETAIL W-27 FOR COMBINED FIRE AND DOMESTIC SERVICE ENTRANCE DETAIL.
6. ANY ELECTRICAL PANEL MUST MAINTAIN A 6' MINIMUM RADIUS FROM METER AND BACKFLOW.




TOP VIEW



SIDE VIEW

DRAWINGS COURTESY OF PENNICHUCK WATER WORKS.



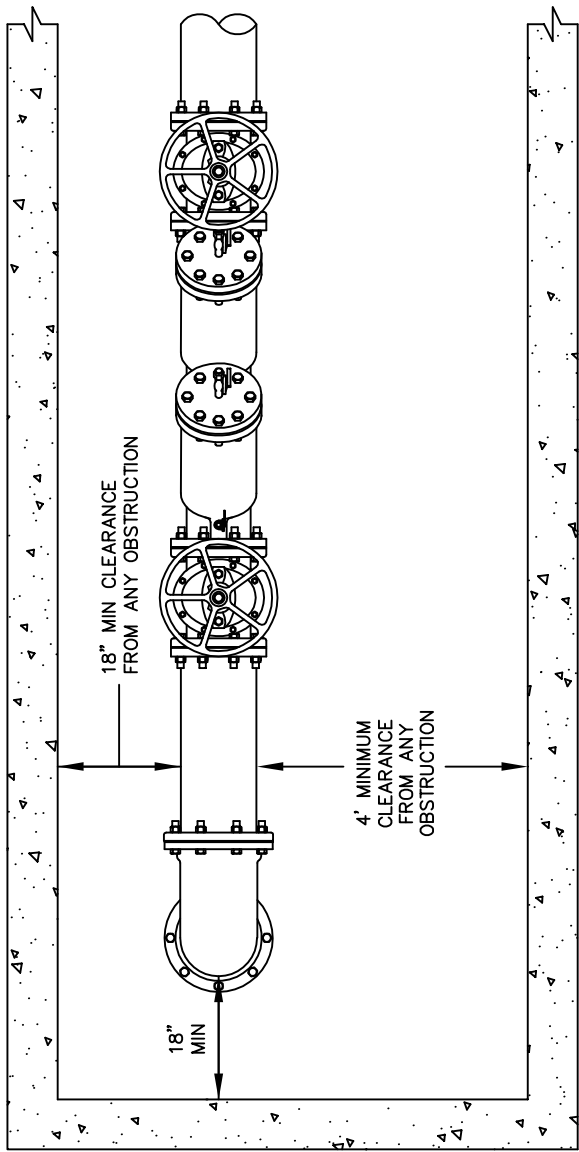
TOWN OF HUDSON  
12 SCHOOL STREET  
HUDSON, NH 03051

DETAIL W-25  
1 1/2" THRU 2" WATER  
SERVICE ENTRANCE

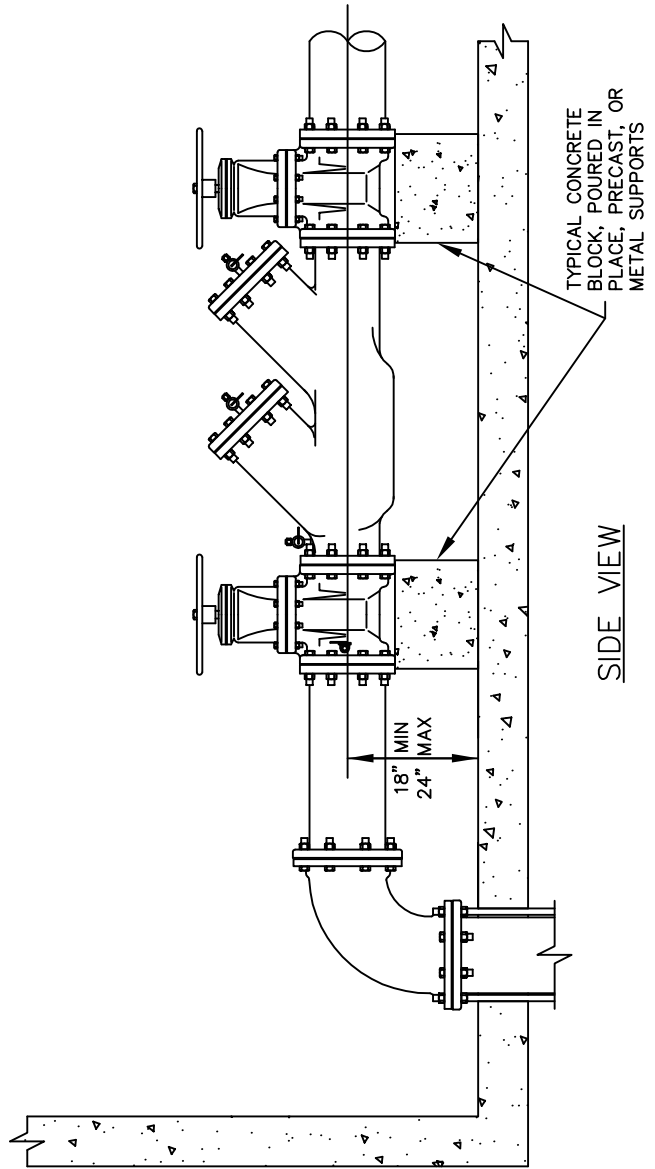
REV: 2019

SCALE: NTS

- NOTES:
1. ALL MATERIALS AND INSTALLATION PROCEDURES WILL CONFORM TO TOWN OF HUDSON TECHNICAL SPECIFICATIONS.
  2. BACKFLOW PREVENTOR REQUIRED ON ALL FIRE SERVICES. TYPE AND LOCATION SUBJECT TO P.W.W. APPROVAL.
  3. SEE DETAIL W-27 FOR COMBINED FIRE AND DOMESTIC SERVICE ENTRANCE DETAIL.




TOP VIEW



SIDE VIEW

DRAWINGS COURTESY OF PENNICHUCK WATER WORKS.



TOWN OF HUDSON  
12 SCHOOL STREET  
HUDSON, NH 03051

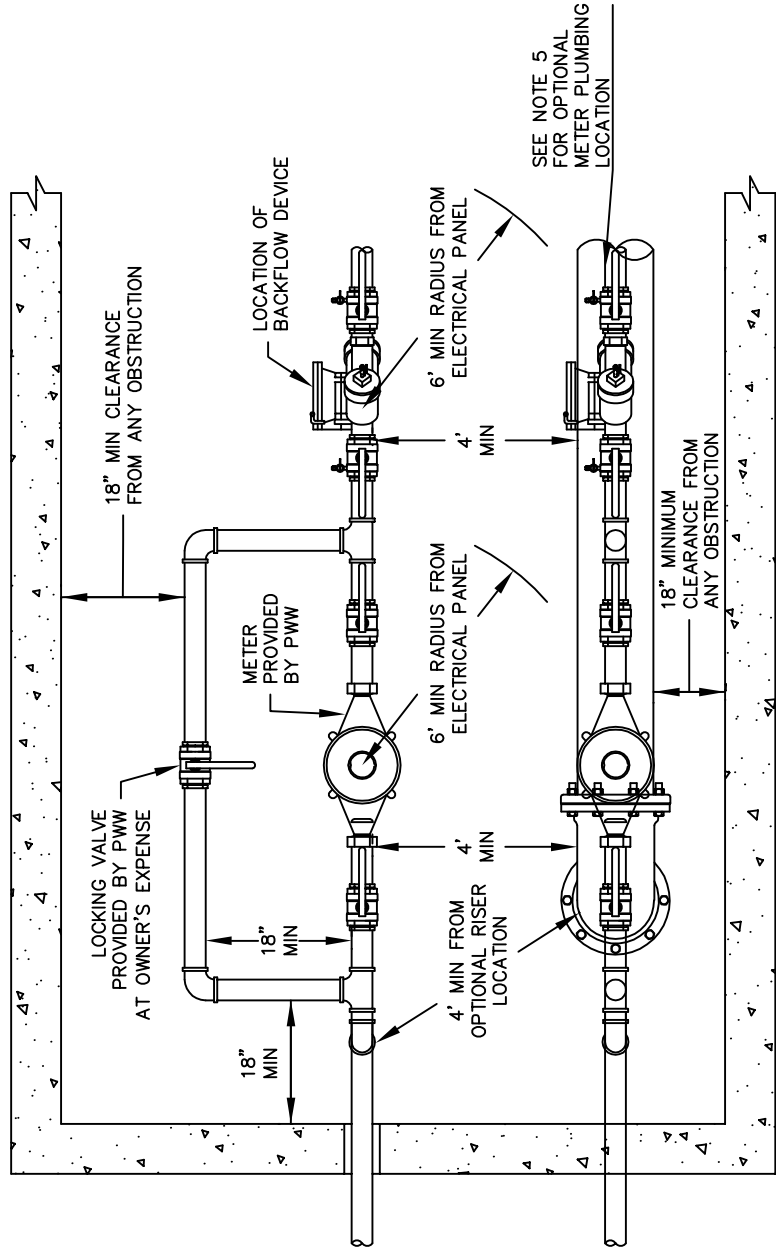
DETAIL W-26  
*FIRE SERVICE ENTRANCE*

REV: 2019

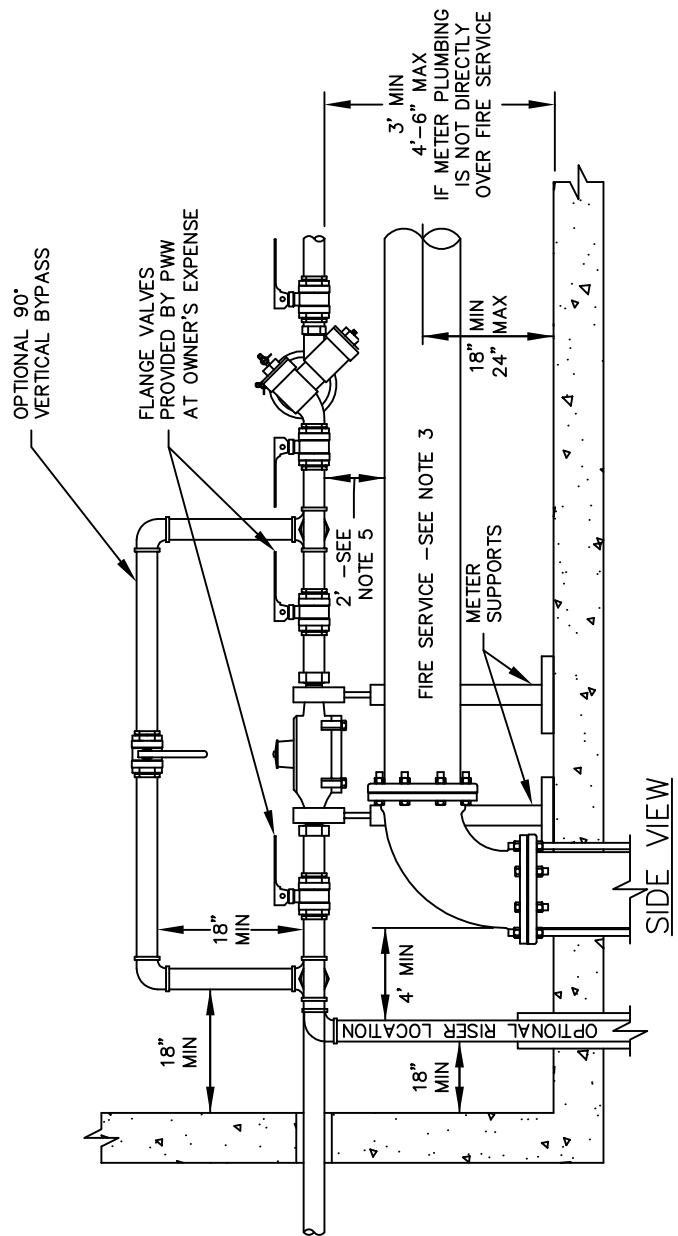
SCALE: NTS



- NOTES:
1. ALL MATERIALS AND INSTALLATION PROCEDURES WILL CONFORM TO TOWN OF HUDSON TECHNICAL SPECIFICATIONS.
  2. PRV WHEN NECESSARY WILL BE INSTALLED AND PURCHASED BY OWNER OR CONTRACTOR.
  3. BACKFLOW PREVENTOR REQUIRED ON ALL FIRE SERVICES. TYPE AND LOCATION SUBJECT TO P.W.W. APPROVAL. SEE DETAIL W-26.
  4. ANY ELECTRICAL PANEL MUST MAINTAIN A 6' MINIMUM RADIUS FROM METER AND BACKFLOW.
  5. METER PLUMBING MAY BE INSTALLED DIRECTLY OVER THE FIRE SERVICE PROVIDED THAT 2' CLEARANCE IS MAINTAINED AND 4' MINIMUM CLEARANCE FROM ANY OBSTRUCTION IS ALSO MAINTAINED.
  6. 1 1/2" METER = 13" LAYING LENGTH.
  7. 2" METER = 17" LAYING LENGTH.




TOP VIEW



SIDE VIEW

DRAWINGS COURTESY OF PENNICHUCK WATER WORKS.

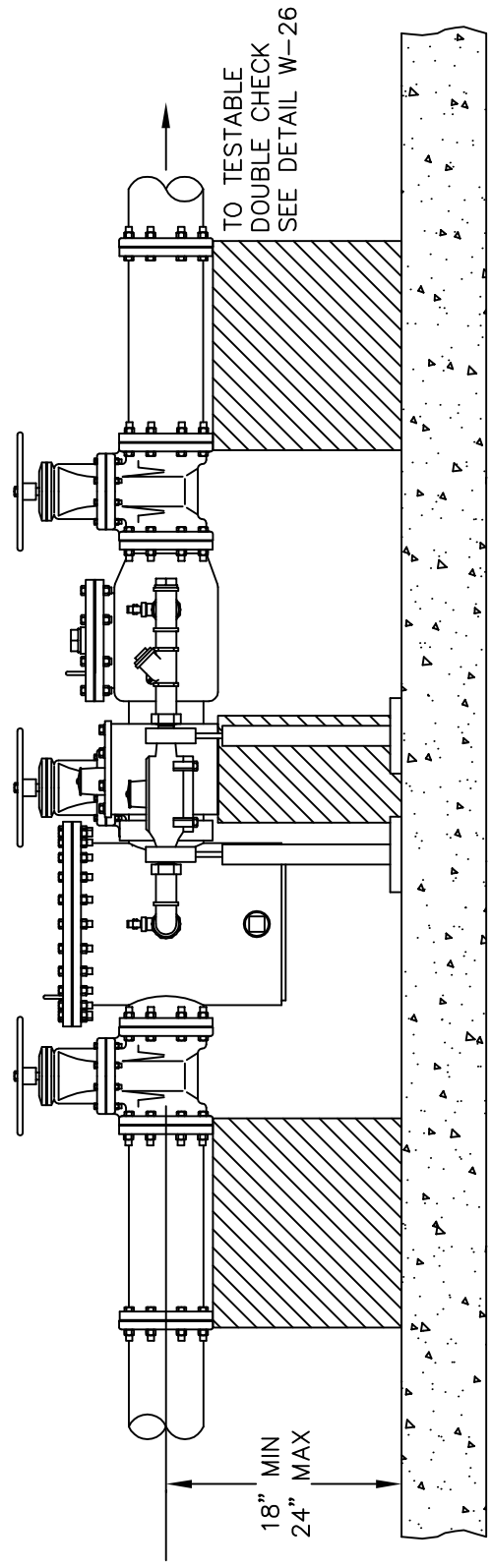
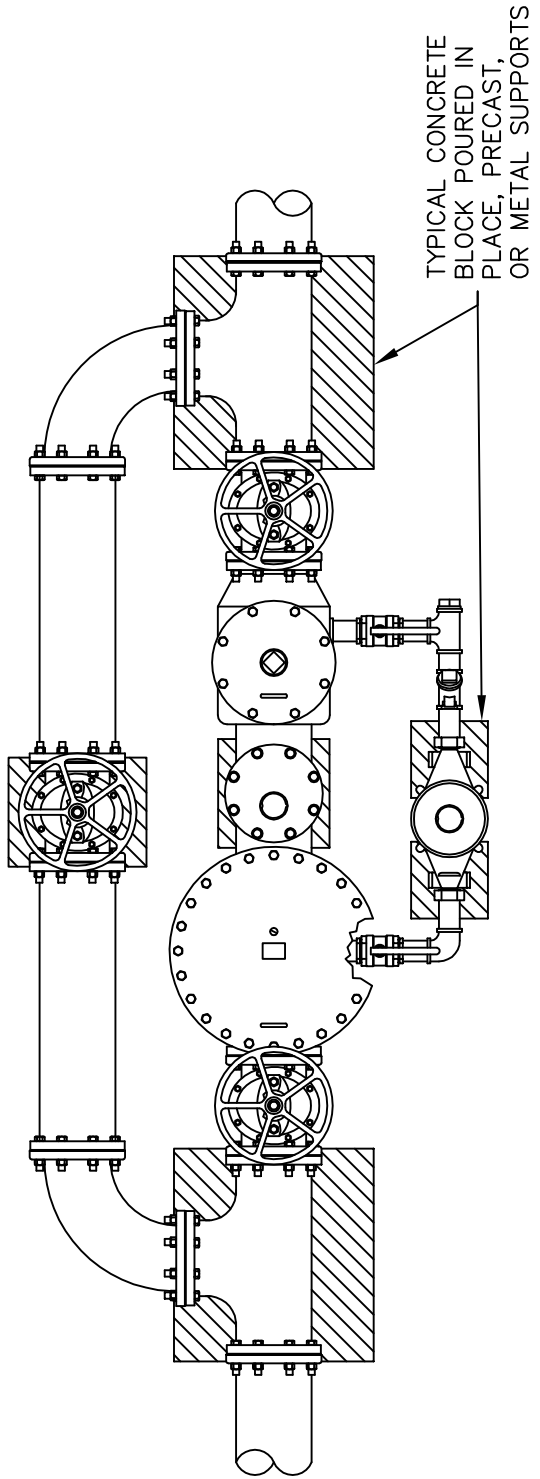


TOWN OF HUDSON  
12 SCHOOL STREET  
HUDSON, NH 03051

DETAIL W-27  
COMBINED FIRE DOMESTIC  
WATER SERVICE ENTRANCE

REV: 2019

SCALE: NTS



**NOTES:**

1. ALL MATERIALS AND INSTALLATION PROCEDURES WILL CONFORM TO TOWN OF HUDSON TECHNICAL SPECIFICATIONS.

DRAWINGS COURTESY OF PENNICHUCK WATER WORKS.

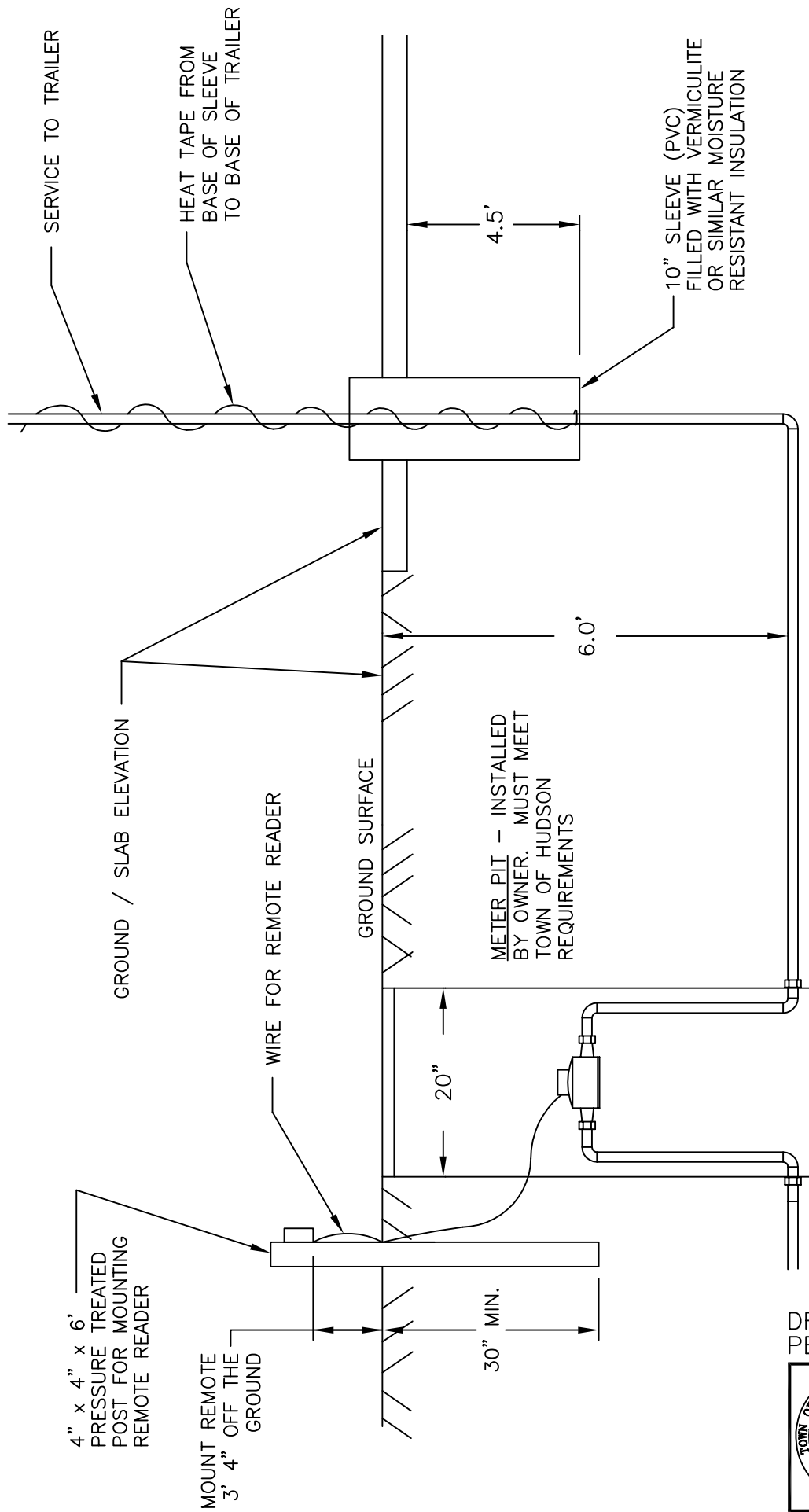


TOWN OF HUDSON  
12 SCHOOL STREET  
HUDSON, NH 03051


DETAIL W-28  
*FIRE SERVICE*  
*WITH YARD HYDRANTS*

REV: 2019

SCALE: NTS



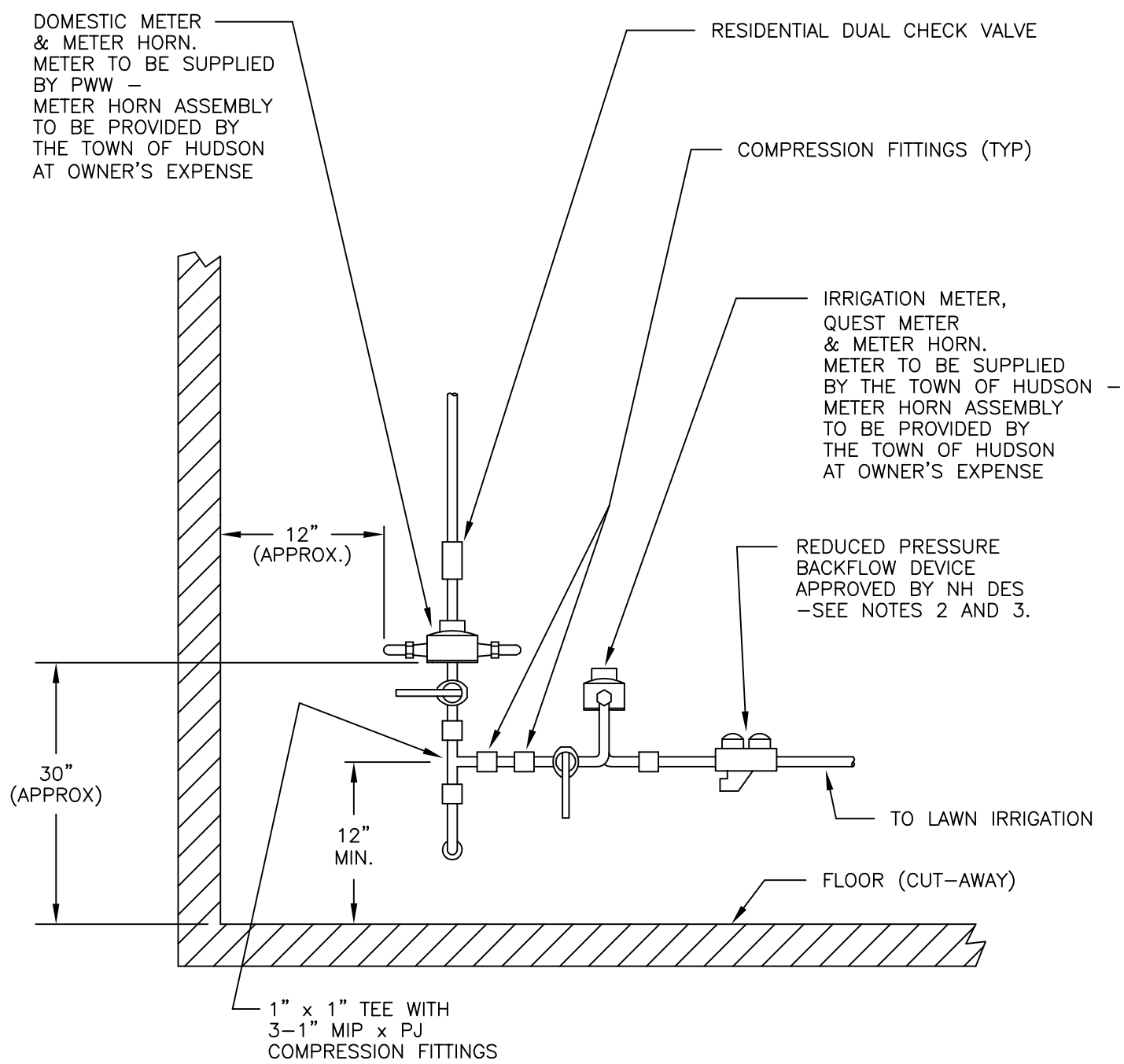
DRAWINGS COURTESY OF PENNICHUCK WATER WORKS.



TOWN OF HUDSON  
 12 SCHOOL STREET  
 HUDSON, NH 03051

DETAIL W-29  
 MOBILE HOME OR SLAB  
 WATER SERVICE ENTRANCE  
 REV: 2019 SCALE: NTS

DRAWING: \\HD-FILES\RYTH\ENGINEERING\WATER\0-WATER RULES AND REGULATIONS\NEW\ENGINEERING WATER DETAILS.DWG [MODEL]



**NOTES:**

1. ALL MATERIALS AND INSTALLATION PROCEDURES WILL CONFORM TO THE TOWN OF HUDSON TECHNICAL SPECIFICATIONS.
2. REDUCED PRESSURE BACKFLOW DEVICE MUST BE INSTALLED OUTSIDE WHERE SERVICE EXITS HOUSE, OR A POSITIVE DRAIN BE INSTALLED IN BASEMENT.
3. A PRESSURE VACUUM BREAKER CAN BE INSTALLED INSTEAD OF A REDUCED PRESSURE BACKFLOW DEVICE, PROVIDED THE PRESSURE VACUUM BREAKER IS INSTALLED A MINIMUM OF 18" HIGHER THAN THE HIGHEST SPRINKLER HEAD.

DRAWINGS COURTESY OF PENNICHUCK WATER WORKS.



TOWN OF HUDSON  
12 SCHOOL STREET  
HUDSON, NH 03051

DETAIL W-30  
*DOMESTIC IRRIGATION WATER SERVICE METER INSTALLATION*  
REV: 2019 SCALE: NTS

## **Exhibit 10**

### **Water Line Extension Form**



## AGREEMENT

### \_\_\_\_\_ WATER SYSTEM EXTENSION

THIS AGREEMENT is made \_\_\_\_\_ day of \_\_\_\_\_, 20\_\_\_\_, by and between (*the applicant*), with an address of \_\_\_\_\_ and the Town of Hudson, a municipal corporation of Hillsborough County, New Hampshire, with offices at 12 School Street, Hudson, New Hampshire 03051 ( the “Town”).

#### RECITALS:

- 1.01 (*The applicant*) is the owner of certain real estate situated in Hudson, Hillsborough County, New Hampshire, with an address of \_\_\_\_\_, and shown as Map \_\_\_\_\_, Lot \_\_\_\_\_ on the Town of Hudson Tax Maps (the “Premises”).
- 1.02 Presently, the Town’s water system extends along \_\_\_\_\_ Road to a point approximately \_\_\_\_\_ feet from the common boundary line between the Premises and Lot \_\_\_\_\_ to the \_\_\_\_\_ of the Premises.
- 1.03 \_\_\_\_\_ desires to extend the Town’s water system to the Premises and then further extend the Town’s water system through the Premises \_\_\_\_\_ as shown on the Subdivision Plan for the purpose of providing water to Lot \_\_\_\_\_ as shown on the Subdivision Plan.

#### Agreement to do Work

- 2.01 The parties agree that the recitals set forth above are true, accurate and complete.
- 2.02 (*The applicant*) shall cause the following work to be undertaken and completed the (project) “Work”:
- 2.02.1 The installation of a \_\_\_\_\_ inch water main from the end of the existing town water main located on \_\_\_\_\_ Road to the Premises. Such \_\_\_\_\_ inch water main shall be located on the Premises within the Proposed access Access and Utility Easement as shown on the Subdivision Plan.

2.02.2 (*The applicant*) shall undertake all necessary work within \_\_\_\_\_ Road and on its Premises to install the water main, gate valves, service lines, with gates and fire hydrants. This work shall include, but is not limited to, reclaiming pavement with trenching and installation of the water main and service lines. This work shall also include associated loaming and seeding on or adjacent to the premises. The scope of work and limits of construction shall be approved prior to the commencement of construction by the \_\_\_\_\_. All such work shall be undertaken in coordination with the \_\_\_\_\_ and the Town of Hudson Town Engineer. All such work shall be approved as to quality and workmanship by the Public Works Department \_\_\_\_\_ and the Town of Hudson Town Engineer.

#### **Preliminary or Related Matters**

3.01 (*The applicant*) shall convey easements to the town of Hudson for the proposed \_\_\_\_\_ Access and Utility Easement as shown on the Subdivision Plan in form and substance satisfactory to the Town of Hudson, (see attached standard form).

#### **Inspections**

4.01 (*The applicant*) shall pay all applicable fees and inspection costs related to the Work.

#### **Certain Fees/Bonding**

5.01 (*The applicant*) shall pay any and all hook-up assessments or extension fees including capital assessment fees to provide municipal water service to the Premises.

5.02 Prior to the commencement of Work, (*the applicant*) the Town (through its Board of Selectmen), and \_\_\_\_\_ shall establish mutually acceptable amounts for the bonding of \_\_\_\_\_ Work.

5.03 Prior to the commencement of Work, (*the applicant*) shall provide the Town with a bond, letter of credit or combination thereof to constitute the surety for the Work.

#### **General**

6.01 (*The applicant*) has appended hereto a certificate of authority confirming that it has authorized certain duly authorized agents and/or employees of \_\_\_\_\_ to enter into this Agreement on behalf of \_\_\_\_\_ and bind \_\_\_\_\_ hereto.

6.02 The Town represents to (*the applicant*) that its Board of Selectmen are duly authorized to approve this Agreement on behalf on the Town and bind the Town hereto.

6.03 This Agreement is a complete and accurate statement of the agreement between the parties and any and all prior agreements, representations, understandings, oral or written by and between the parties with respect to the subject matter hereof, are hereby expressly superceded, and this Agreement constitutes the entire agreement of the parties with respect to the subject matter hereto.



6.04 This Agreement shall be governed by and construed in accordance with the law of the State of New Hampshire without regard to its conflict of law rules or principles.

IN WITNESS WHEREOF, the Town and (*the applicant*) have caused this Agreement to be duly executed by their respective representatives the date first set forth above.

\_\_\_\_\_  
Witness

By: \_\_\_\_\_

Its: \_\_\_\_\_  
Duly Authorized Owner

**Town of Hudson its Board of Selectman**

\_\_\_\_\_  
Witness

By: \_\_\_\_\_

Its: \_\_\_\_\_  
Duly Authorized Selectmen

\_\_\_\_\_  
Witness

By: \_\_\_\_\_

Its: \_\_\_\_\_  
Duly Authorized Selectmen

\_\_\_\_\_  
Witness

By: \_\_\_\_\_

Its: \_\_\_\_\_  
Duly Authorized Selectmen

\_\_\_\_\_  
Witness

By: \_\_\_\_\_

Its: \_\_\_\_\_  
Duly Authorized Selectmen

\_\_\_\_\_  
Witness

By: \_\_\_\_\_

Its: \_\_\_\_\_  
Duly Authorized Selectmen



**Exhibit 11**  
**Water Line Acceptance**



## **WATER LINE ACCEPTANCE PROCEDURES**

The following items are required to apply for a new Water Line Acceptance:

1. Water Acceptance Application
2. Water Easement Deed (A sample copy may be obtained at the Engineering Office)
3. Hold Harmless Agreement (If area is private, this will not be needed.)
4. As-Built Plan
5. Copy of Water Leakage Testing and Bacteria Test
6. Bond for 10% of the cost for the main for one year (one year warranty)

A project inspector will go out and inspect the water lines to ensure all work has been completed.

Once completed, make a copy of the package and create a memo to the Municipal Utilities Committee (MUC) for acceptance. The MUC meets on the third Tuesday of each month. The Water Acceptance Application will need to have everyone's signature on it for approval.

Once the application has been approved by the MUC, they will forward a recommendation to the Board of Selectmen for approval.

Once the application has been approved by the BOS, the applicant will be allowed to apply for Water Permits on the approved lots.



## **Exhibit 12**

### **Notice of Water Acceptance Application**





**“NOTICE OF WATER ACCEPTANCE”**

1. The water line as described herein:

Project Name: \_\_\_\_\_ Contractor: \_\_\_\_\_

Owner: \_\_\_\_\_

Street and Station (Location): \_\_\_\_\_

Has been inspected and tested and is in compliance with the Town of Hudson requirements for water construction (inspection and test report on file with the DPW).

2. Portions which are Public Water are described as (attach legal documentation) and are so dedicated as such:

\_\_\_\_\_

3. Portions which are Private Water are described as: \_\_\_\_\_

\_\_\_\_\_

4. The following sites/lots/units which have “accessibility” are: (list by Tax Map & Lot #'s)

\_\_\_\_\_

\_\_\_\_\_

Access fees for these lots/sites are to be assessed as of \_\_\_\_\_ (Date)

5. I, \_\_\_\_\_ (owner), state that the above-described water(s) has been constructed in accordance with the requirements for water construction of the Town of Hudson, and I further understand and accept the conditions set forth by the Town of Hudson for Public and Private Waters and accessibility.

\_\_\_\_\_  
Owner

\_\_\_\_\_  
Date

6. In accordance with the above stipulation and description, this water is recommended for **acceptance**.

\_\_\_\_\_  
Town Engineer or Authorized Agent

\_\_\_\_\_  
Date

\_\_\_\_\_  
Public Works Director or Authorized Agent

\_\_\_\_\_  
Date

7. In accordance with the above stipulations and descriptions, this water is hereby recommended for Acceptance by the Municipal Utility Committee and is subject to all rules and regulations and fees of the Hudson Water Utility.

Approved at meeting of:

\_\_\_\_\_  
MUC Chairman

\_\_\_\_\_  
Date

8. Water Accepted by Water Utility and Town of Hudson

Approved at meeting of:

\_\_\_\_\_  
Board of Selectmen Chairman

\_\_\_\_\_  
Date



## **Exhibit 13**

### **Hold Harmless Agreement**



**HOLD HARMLESS AGREEMENT**

*Developer/Company Name* \_\_\_\_\_,  
a New Hampshire *limited liability* \_\_\_\_\_ company with its principal office at  
*address* \_\_\_\_\_, in consideration of the review and  
acceptance by the Town of Hudson, New Hampshire of (1) certain as-built utility plans  
for the development known as *Development Name* \_\_\_\_\_ entitled  
“ \_\_\_\_\_ Utility As-Built Plan and Profiles,” and “Utility As-Built Plan and  
Profile Storm Drainage” prepared by *Engineering Firm* \_\_\_\_\_,  
dated \_\_\_\_\_ (the “Plans”); and (2) as-built plan for \_\_\_\_\_ of the  
*Development Name* \_\_\_\_\_, hereby agrees to hold the Town of  
Hudson harmless with regard to any digging or damage to the roadways or utilities  
within the development, including drainage components such as trench drain, in  
connection with the maintenance and repairs to the water mains dedicated to the Town  
of Hudson within the roadways. This Hold Harmless Agreement shall remain in effect  
indefinitely or until the roadways have been accepted by the Town of Hudson.

Date: \_\_\_\_\_, 20 \_\_\_\_\_

By \_\_\_\_\_  
*Developer Name*

By: \_\_\_\_\_  
*Print Name/Signature*

ACKNOWLEDGMENT

STATE OF NEW HAMPSHIRE  
COUNTY OF HILLSBOROUGH

On this \_\_\_\_\_, before me personally appeared \_\_\_\_\_, and  
acknowledged the foregoing instrument to be a voluntary act and deed.

\_\_\_\_\_  
Notary Public  
My Commission Expires: \_\_\_\_\_



## **Exhibit 14**

# **Water Easement Deed Template**





**WATER EASEMENT DEED**

\_\_\_\_\_, the GRANTOR, for valuable consideration received, grants and conveys with Warranty Covenants to the Town of Hudson, a New Hampshire Municipal Corporation with offices at Town Hall, 12 School Street, Hudson, Hillsborough County, State of New Hampshire, the TOWN, an easement in, over, under and through a certain tract of land situated in the Town of Hudson, Hillsborough County, State of New Hampshire. The easement areas are shown on a plan entitled "Consolidation and Subdivision Plan". \_\_\_\_\_ Hudson, New Hampshire, \_\_\_\_\_, Prepared for \_\_\_\_\_, Dated \_\_\_\_\_, Prepared by \_\_\_\_\_. Being recorded at the Hillsborough County Registry of Deeds as Plan No. \_\_\_\_\_. The easements are described as a portion of a foot wide Right of Way labeled as \_\_\_\_\_ and more specifically described in the attached Exhibit A.

The purpose of this conveyance is to grant an easement in order for the TOWN to layout, construct, build, install, maintain, repair, improve, remove, replace and/or rebuild a water line for the transportation of water and to provide access thereto.

The GRANTOR shall not make any improvements within or abutting this easement which interferes with or will interfere with the TOWN's exercise of its right under this deed.

The TOWN, its employees, and its agents have the right to enter and leave the easement area with workers, equipment and materials in order to inspect and survey the easement and to carry out the easement purposes.

The rights, conditions, restrictions and duties created by this deed shall run with the land and shall accrue to and be binding on the successor's-in-interest, heirs and assigns of the GRANTOR and the TOWN.

\_\_\_\_\_  
Witness

By: \_\_\_\_\_  
Duly Authorized

**ACKNOWLEDGMENT**

STATE OF NEW HAMPSHIRE  
COUNTY OF HILLSBOROUGH

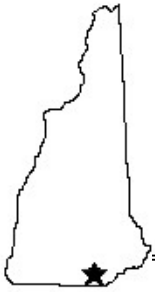
On this \_\_\_\_\_, before me personally appeared \_\_\_\_\_,  
and acknowledged the foregoing instrument to be a voluntary act and deed.

\_\_\_\_\_  
Notary Public

My Commission Expires: \_\_\_\_\_

**Exhibit 15**  
**Water Annual Notification**





# TOWN OF HUDSON

## Water Department



12 School Street • Hudson, New Hampshire 03051 • Tel: 603-886-6002 • Fax: 603-816-1291

## Annual Water Ban in Effect May 1<sup>st</sup> through October 1<sup>st</sup>

Dear Valued Water Customer:

You are receiving this notice because we are entering the Water Ban Season starting on May 1<sup>st</sup> and running through October 1<sup>st</sup>.

**Please find below the Tiers related to the water ban going into effect.**

### **Water Ban Tier Classifications**

**Tier 1-** Voluntary Odd/Even Days Lawn Watering Restrictions, takes effect May 1<sup>st</sup>.

**Tier 2-** Mandatory Odd/Even Days Outdoor Water Usage Restrictions, not in effect at this time.

**Tier 3-** Total Ban on Outside Water Usage, not in effect at this time.

**For further information please visit the Town website ([www.hudsonnh.gov](http://www.hudsonnh.gov)) or Town Facebook page.**

Your cooperation during this time is key to protect the integrity and ensure availability of water for domestic use, public health and fire protection. Our priority is to maintain adequate storage tank levels and system pressure throughout the Hudson Water Utility area of service. Please plan accordingly during this time to comply with the water ban.

Outside Watering is recommended between **12:00 AM - 7:00 AM**, for **Tier 1**, **Mandatory for Tier 2** and **NOT Allowed for Tier 3**.

There are exceptions made and you may contact the Hudson Water Department for more information or visit the Town website or Town Facebook page.

Should you have any questions or need additional information, please feel free to contact the Water Department at (603) 886-6002.

The Hudson Water Department would like to thank all of its valued customers in advance for your cooperation in this matter.



**Exhibit 16**  
**Water Ban Violation Form**







# TOWN OF HUDSON

## Water Department



12 School Street • Hudson, New Hampshire 03051 • Tel: 603-886-6002 • Fax: 603-816-1291

### Water Ban Violation

Dear Valued Water Customer:

You are receiving this notice because you were found in violation of the water ban **Tier 2 or 3**, currently in place. The date of the most recent violation is \_\_\_\_\_.

**Water Ban Tier Classifications:**

**Tier 2-** Mandatory Odd/Even Days Outdoor Water Usage Restrictions

**Tier 3-** Total Ban on Outside Water Usage

The outside watering restriction is **mandatory for Tier 2** and outside water usage is **not allowed for Tier 3.**

**Fee/Fine Structure for Tier 2 & 3:**

**1st offense:** Written warning hand delivered to site of violation. Date: \_\_\_\_\_

**2nd offense:** \$100 fine Date: \_\_\_\_\_

**3rd offense:** \$250 fine Date: \_\_\_\_\_

**Each Subsequent offense:** \$500 fine and shut off of water service. Date: \_\_\_\_\_

The fine amount, if applicable, will be added to your next monthly bill.

Your cooperation during this time is key to protect the integrity and ensure availability for domestic use, public health and fire protection. Our priority is to maintain adequate storage tank levels and system pressure throughout the Hudson Water Utility area of service.

Should you have any questions or need additional information, please feel free to contact the Water Department at (603) 886-6002.

